

Furniture
collection.



southernbroadstock.co.uk



Creating the space to flourish.

**We are one of the
UK's leading furniture,
fixtures and equipment
manufacturers and
supply specialists.**

We manage complex customer schemes across all sectors delivering innovation and optimising costs without compromise.

Our combined strengths in design, manufacturing and end-to-end service delivery make Southernbroadstock a comprehensive, big thinking FF&E specialist.

Ensuring spaces have the right resources to both support and inspire your people demands specialist expertise and knowledge. That's what we do, day in, day out at Southernbroadstock.



Our furniture collection.

Our collection contains everything you need to build a foundational furniture palette. There's a wide variety of seating, tables, desking and supporting items which have been designed to work together seamlessly, providing all the fundamentals you need to bring your space to life.

Need a little more inspiration? Our collection includes a palette of furniture to elevate your scheme even higher. Whether you're looking to maximise visual impact or focussed on providing your people with the best environment possible.

If you need any more information, please contact info@southernbroadstock.co.uk

Contents.

Introduction	6
Desking	20
Tables	84
Storage	114
Seating	136
Task Seating	138
Multi-Use Seating	167
Soft Seating	186
Screens	220
Finishes	248

What we do.

From a single classroom to a complete, progressive workplace transformation, our solutions cover the full spectrum, across every sector.

As a cohesive unit, we can create captivating new environments for Higher Education, Corporate and Public Sector. Designing and building bespoke furniture palettes for the entire industry.



Partnership and consultancy.

We strongly believe in working collaboratively with our clients. It's vital we understand not just your space but the entire building we are designing for. We also work hard to understand the needs of the stakeholders, the time and budget considerations together with the individual project needs and requirements to deliver a truly world class solution.



Spacial planning and design.

Our talented team of space planners and interior designers have an in-depth understanding of workspaces and environments. By embracing the latest software – such as 3D visualisation and 3D walk-throughs, animation and BIM Level 2 accreditation – they specialise in creating inspiring spaces that can positively impact on morale, retention and productivity.



Manufacture and procurement.

Having access to the UK's largest supply chain network in our market means we can provide clients with access to an unrivalled range of products with significant supply chain spending power. In addition to this, we also have a variety of in-house product ranges, allowing us to offer clients efficient and flexible manufacturing capabilities.



Project Management.

Our specialist knowledge extends across a range of sectors, from commercial, retail, hospitality, leisure and residential to healthcare, education and Crown procurement; each having its own dedicated expert teams to ensure a single point of contact to provide on-going support across the whole product life-cycle.



Delivery and installation.

Our nationally accredited and UK-wide delivery and installation team works to the highest standards to ensure this key aspect of your project runs effortlessly, on time and on budget. It's only by investing in our own in-house team that we can guarantee the exacting quality you demand.



Furniture management and after-care.

Our highly capable sales team is always on hand to provide an unrivalled delivery, installation and post project experience. These highly competent and dedicated people ensure we take good care of any queries or questions you may have through the whole life-cycle of the project.



Awards and accreditations.

We are proud to be named preferred suppliers and framework partners by some of the country's most discerning companies and consortia.

To earn this status, all of our products and services must meet the most stringent standards for safety and sustainability. To keep it, we're constantly investing in the future. We hold ISO 19650 Building Information Modelling (BIM) accreditation and have multiple ISO accreditations for our manufacturing.

Above all, we earn recognition by delivering results. Our work has won multiple awards for design and commercial interiors.

Current framework agreements include; Crown Commercial Service, Department for Education, NEUPC, NWUPC and NHS Supply Chain.

Our awards and accreditations:





Responsible and sustainable.

In our own manufacturing we use **only sustainable materials**. Our strong supply chain partnerships mean we can demand the same sustainability of everything else we source and specify.

But beyond the products themselves, we also use solar power and carbon neutral boilers. We are also FSC® certified.

Our logistics and distribution teams streamline our deliveries to increase efficiency and cut our carbon footprint even further, and we carry through our commitment to sustainable working by limiting the use of single-use packing materials.

As part of our managed services agreements, we also promote recycling and re-manufacturing. To first prolong the life of our products and then make sure as much of them as possible are reused.





Experts in education.

Looking to the future... A recent AUDE study reported that 61% of students said facilities were an important factor in choosing a university. Even more so than academic rankings in some cases.

With the number of prospective students forecast to hit a historic low in coming years, as well as university applications already dwindling, it's crucial your estate is able to attract and retain students.

We take a data-led approach to interior design, estate management and FF&E. Working closely with universities, our researchers examine the best environments for student learning.

We use our research to plan and create learning spaces that assist in positive outcomes for both students and key stakeholders. Teaching methods are changing. Modern and innovative methods, including remote learning, are becoming increasingly popular.

To attract, engage and nurture students' ability to learn, your physical environment must facilitate these changing demands.

We place high importance on creating partnerships that precede building design. Consulting with various stakeholders, investing in change management, and conducting pilot programmes enables us to recognise pre and post-occupancy trends.

Data is our most powerful tool for improving return on investment for both new build and refurbishment developments. Analysing our clients' learning spaces, and their effect on student outcomes helps inform our development decisions.

Our experience is another vital component in our process. Each campus project we undertake informs and improves the next.

If you need any more information, please contact info@southernbroadstock.co.uk

Specialist **services.**

Whatever the space, we can deliver a world-class furniture solution. We have over 35 years of experience in successfully delivering innovative interior design and furniture solutions across a broad range of sectors.



Taking a collaborative approach to planning and design is the key to a successful project. Our first step is to understand your project requirements. This way, we can work efficiently and harmoniously to deliver the solution within your time and budget constraints.

Our space planners and interior designers have an outstanding knowledge of interior environments. Using the latest design software, we create inspirational spaces that positively impact morale, retention and productivity.

Having access to the UK's largest supply chain network in our market is a huge advantage. We can provide clients with an unrivalled breadth of products with significant supply chain spending power.

In addition to this, we also have a variety of in-house product ranges, allowing us to offer clients the benefits of efficient and flexible manufacturing capabilities.

With over three decades of experience in project management across a range of spaces including commercial, retail, hospitality, leisure, healthcare and residential environments; we are more than capable of delivering exceptional results for your project.

We operate UK-wide and our dedicated logistics team ensure we meet the highest standards, increasing efficiency and guaranteeing the quality you deserve at this crucial stage of your project.

We take pride in looking after our clients throughout the whole lifecycle of your project. Our sales team are always available to help during and after project completion. We're not satisfied until our clients are completely happy with their furniture solution.

If you need any more information, please contact info@southernbroadstock.co.uk

Social values.

Southernsbroadstock takes its social responsibilities seriously and aims to manage its operations in a sustainable, economically feasible and socially responsible way.

Our objective is to:

- Help our local communities to manage and recover from the impact of COVID-19.
- Tackle economic inequality by creating new jobs and increasing our supply chain resilience.
- Fight climate change and minimise our environmental impact.
- Improve the health and wellbeing of our staff and communities.
- Provide equal opportunities throughout Southernsbroadstock and our supply chain.



Excellence academy.

Our aim is to be the best every single time. Through our Excellence Academy we are continually reviewing our systems, process and people.

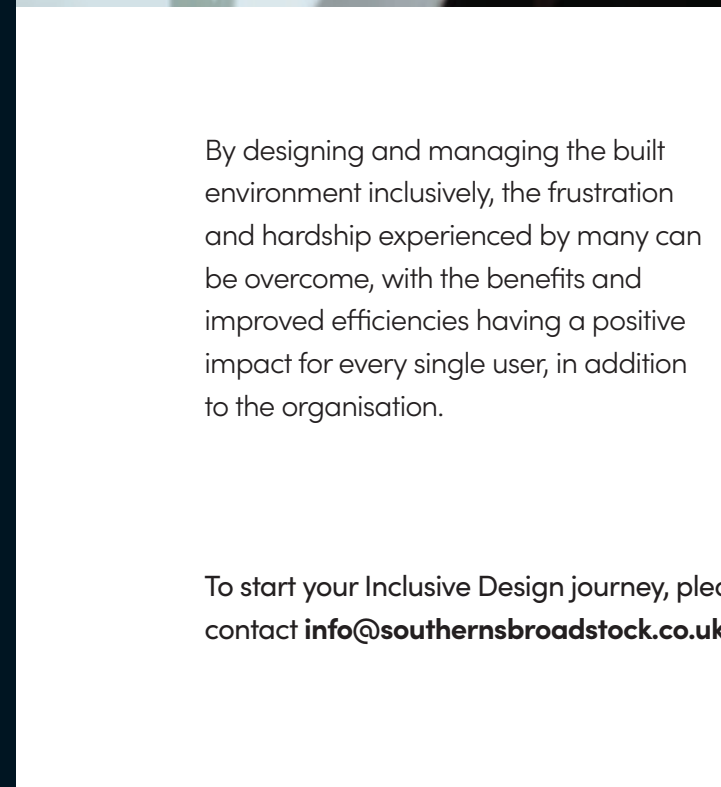
Our approach is focussed on driving innovation, creating service efficiencies, and ensuring we are providing our customers the best possible service.

Inclusive design.

The guiding principle of Inclusive Design is to level the playing field for everybody regardless of their situation. Following an extensive research project, we have developed a creative framework that ensures we are designing for the widest possible range of people.

Human beings are incredibly diverse, as is their behaviour. As built environment professionals we have the opportunity to break down barriers and exclusions. By employing our Inclusive Design process, we are able to identify these barriers, fully understand their impact, and provide solutions accordingly.

We collaborate with our clients throughout the process, building a brief to develop environments that deliver dignity, confidence, convenience and comfort.



By designing and managing the built environment inclusively, the frustration and hardship experienced by many can be overcome, with the benefits and improved efficiencies having a positive impact for every single user, in addition to the organisation.

To start your Inclusive Design journey, please contact info@southernsbroadstock.co.uk.

We offer support to develop every aspect of your Inclusive Environment.

Equitable use.

Does the design of your space come across as useful and enticing to those with diverse abilities?

Flexibility in use.

Does your design accommodate a wide range of individual preferences and abilities?

Intuitive use.

Is your design easy to understand regardless of the user's skills or experience?

Perceptible information.

Does the design communicate necessary information, regardless of the user's sensory abilities?

Tolerance for error.

Is your design minimising risks due to the possibility of accidental or unintended mistakes?

Physical accessibility.

Can the design be used efficiently and comfortably with minimum effort and fatigue?

Size and space for approach and use.

Are you providing enough space for reach and manipulation regardless of the user's body size, posture or mobility?



Desks.

Creating a productive workspace.

Work desks are the epicentre of any work space environment. They provide a solo sanctuary to individuals delivering valuable personal space, where they can focus their attention and increase productivity. Helping to dismiss everyday distractions, our desks offer a dedicated area to complete tasks, with all the tools you need close at hand.

From spacious, shared work desks, to those created for a single individual to enhance privacy, along with sit and stand options, we can furnish your office setting with furniture that meticulously meets your specification.

Aston panel end.

Aston cantilever.

New bench lite.

Dali.

Magnus bench.

Torino.

G-Line.

M-Line.

C-Line.

Accessories.



Aston panel end.

Aston's end panels add a warmth, which gives an entirely different feel to your office interior.

This flexible design allows cable trays to be fitted to the inside or outside of the modesty panel for carrying cables horizontally. Cables pass through the modesty panel's open corners and out through the cable ports in the worktop.



Aston panel end.

Features & benefits.

- 25 mm thick desktops with 2 mm ABS edge.
- 25 mm thick end panels with integral modesty panels.
- Cable access through corners of modesty panel.
- Cable baskets fit to front or rear of modesty panel (low mobile ped only with front fitting).
- Easy access silver 80 mm diameter cable ports.
- Metal to metal fixings connecting substructure to the desk top.
- Plus 15 mm height levelling.

Finishes.

MFC TOPS & PANELS

- BE** Beech
- GR** Light Grey
- PC** Portofino Cherry
- WH** White
- WA** Walnut
- MP** Maple
- VO** Verade Oak

Build your code.

Specify product:

- 1400w / 1200d
- Workstation
- APW141286**

Specify hand (if relevant):

- Left Hand
- APW141286L**

Add top finish:

- Verade Oak
- APW141286LVO**


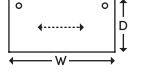




Your code:

- APW141286LVO**

IMPORTANT:

High mobile pedestal not recommended with cable basket fitted to the inside of modesty panel.



Product	Code	W mm	D mm	H mm
Rectangular desk.				
				
				
	APRD86	800	600	720
	APRD106	1000	600	720
	APRD126	1200	600	720
	APRD88	800	800	720
	APRD108	1000	800	720
	APRD128	1200	800	720
	APRD148	1400	800	720
	APRD168	1600	800	720
	APRD188	1800	800	720
Wave desk.				
				
				
				Right hand
	APWD14108(L/R)	1400	1000 (800)	720
	APWD16108(L/R)	1600	1000 (800)	720
	APWD18108(L/R)	1800	1000 (800)	720
Workstation.				
				
				
				Right hand
	APW141286(L/R)	1400 (600)	1200 (800)	720
	APW161286(L/R)	1600 (600)	1200 (800)	720
	APW181286(L/R)	1800 (600)	1200 (800)	720



Aston cantilever.

This range prides itself on its structural strength and has earned a reputation over the years of being built to last. Consequently, it's widely acknowledged for its good looks, high quality and excellent value for money.

Made from steel and featuring a strong twin upright leg frame, this traditional cantilever range of desking meets all the demands expected from this market level solution.



Aston cantilever.

Features & benefits.

- 25 mm thick desktops with 2 mm ABS edge.
- Robust 30 mm thick twin upright cantilever.
- Square profile steel leg to rear corner on workstations.
- Integral modesty panels.
- Cable access through corners of modesty panel.
- Cable baskets fit to front or rear of modesty panel (low mobile ped only with front fitting).
- Easy access silver 80 mm diameter cable ports.
- Metal to metal fixings connecting substructure to the desk top.
- Plus 15 mm height levelling.
- Brunel meeting tables recommended with this range.

Finishes.

MFC TOPS

- BE** Beech
- GR** Light Grey
- PC** Portofino Cherry
- WH** White
- WA** Walnut
- MP** Maple
- VO** Verade Oak

LEGS

- SL** Silver
- WH** White
- BK** Black

Build your code.

Specify product:

1200w / 1000d Wave desk
ATCWD12108

Specify hand (if relevant):

Left Hand
ATCWD12108L

Add top finish:

Verade Oak
ATCWD12108LVO

Add leg finish:

White
ATCWD12108LVOWH


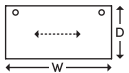

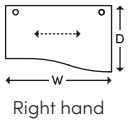

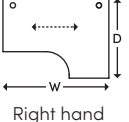
Your code:

ATCWD12108LVOWH

IMPORTANT:

High mobile pedestal not recommended with cable basket fitted to the inside of modesty panel.



Product	Code	W mm	D mm	H mm	
Rectangular desk.					
		ATCRD86	800	600	720
		ATCRD106	1000	600	720
		ATCRD126	1200	600	720
		ATCRD88	800	800	720
		ATCRD108	1000	800	720
		ATCRD128	1200	800	720
		ATCRD148	1400	800	720
		ATCRD168	1600	800	720
		ATCRD188	1800	800	720
Wave desk.					
		ATCWD12108(L/R)	1200	1000 (800)	720
		ATCWD14108(L/R)	1400	1000 (800)	720
		ATCWD16108(L/R)	1600	1000 (800)	720
		ATCWD18108(L/R)	1800	1000 (800)	720
Workstation.					
		ATCW141286(L/R)	1400 (600)	1200 (800)	720
		ATCW161286(L/R)	1600 (600)	1200 (800)	720
		ATCW181286(L/R)	1800 (600)	1200 (800)	720



New bench lite.

Traditional 'n' frame leg style

New Bench Lite demonstrates that it is possible to reduce costs without compromising on quality, longevity or aesthetics. This simple, back-to-basics approach to product design delivers a desk and bench system that is affordable, and carries a ten-year structural warranty.



New bench lite. Desks 'n' frame style leg 'metal'

Features & benefits.

- 25 mm thick top with 2 mm edge; scallop at rear.
- Metal-to-metal fixings substructure to the desktop.
- Robust 70 x 30 mm profile 'n' style metal leg frame.
- Side-to-side leg sharing.
- Set back intermediate legs on 600/800/1200/1600 deep units.
- Easy access tilt and drop cable baskets on desking.
- Easy access tilt and drop cable dump trays on benching.
- Plus 15 mm height levelling.
- Optional retro-fit modesty panels. (see accessories).

Finishes.

MFC TOPS

- BE** Beech
- GR** Light Grey
- PC** Portofino Cherry
- WH** White
- WA** Walnut
- MP** Maple
- VO** Verade Oak

LEGS

- SL** Silver
- WH** White
- BK** Black

Build your code.

Specify product:

- 1600w / 600d
- Freestanding starter desk
- NBLDN1608F**

Add top finish:

- Verade Oak
- NBLDN1608FVO**

Add frame finish:

- White
- NBLDN1608FVOWH**

Your code:

- NBLDN1608FVOWH**

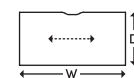
IMPORTANT:

Low mobile pedestals recommended with 1200 mm deep benching.

Low and high mobile pedestals recommended with 1600 mm deep benching.

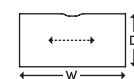
Product	Code	W mm	D mm	H mm
---------	------	------	------	------

600 mm deep single top freestanding desk.



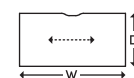
NBLDN0806F	800	600	747
NBLDN1006F	1000	600	747
NBLDN1206F	1200	600	747
NBLDN1406F	1400	600	747
NBLDN1606F	1600	600	747
NBLDN1806F	1800	600	747

600 mm deep single top add-on desk.



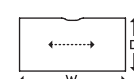
NBLD0806A	800	600	747
NBLD1006A	1000	600	747
NBLD1206A	1200	600	747
NBLD1406A	1400	600	747
NBLD1606A	1600	600	747
NBLD1806A	1800	600	747

800 mm deep single top freestanding desk.



NBLDN0808F	800	800	747
NBLDN1008F	1000	800	747
NBLDN1208F	1200	800	747
NBLDN1408F	1400	800	747
NBLDN1608F	1600	800	747
NBLDN1808F	1800	800	747

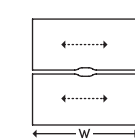
800 mm deep single top add-on desk.



NBLD0808A	800	800	747
NBLD1008A	1000	800	747
NBLD1208A	1200	800	747
NBLD1408A	1400	800	747
NBLD1608A	1600	800	747
NBLD1808A	1800	800	747

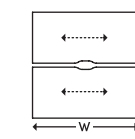
Product	Code	W mm	D mm	H mm
---------	------	------	------	------

1200 mm deep - two tops - freestanding bench.



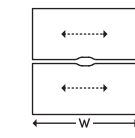
NBLBN0812F	800	1200	747
NBLBN1012F	1000	1200	747
NBLBN1212F	1200	1200	747
NBLBN1412F	1400	1200	747
NBLBN1612F	1600	1200	747
NBLBN1812F	1800	1200	747

1200 mm deep - two tops - add-on bench.



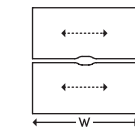
NBLB0812A	800	1200	747
NBLB1012A	1000	1200	747
NBLB1212A	1200	1200	747
NBLB1412A	1400	1200	747
NBLB1612A	1600	1200	747
NBLB1812A	1800	1200	747

1600 mm deep - two tops - freestanding bench.



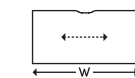
NBLBN0816F	800	1600	747
NBLBN1016F	1000	1600	747
NBLBN1216F	1200	1600	747
NBLBN1416F	1400	1600	747
NBLBN1616F	1600	1600	747
NBLBN1816F	1800	1600	747

1600 mm deep - two tops - add-on bench.



NBLB0816A	800	1600	747
NBLB1016A	1000	1600	747
NBLB1216A	1200	1600	747
NBLB1416A	1400	1600	747
NBLB1616A	1600	1600	747
NBLB1816A	1800	1600	747

600 mm deep single top return unit



NBLRN0806	800	600	747
NBLRN1006	1000	600	747
NBLRN1206	1200	600	747

Intermediate leg cable cover (desking & benching)



NBLCC8	400	50	680
NBLCC1216	600	50	680

Easy access tilt & drop cable basket



BWB600	600	140	105
BWB1000	1000	140	105
BWB1400	1400	140	105

Product	Code	W mm	D mm	H mm
---------	------	------	------	------

Easy access tilt & drop cable dump.

for 1200/1600 deep benching 1000mm long	NBCD0810BK	850	382	110
for 1200/1600 deep benching 1400mm long	NBCD1214BK	1050	382	110
for 1200/1600 deep benching 1800mm long	NBCD1618BK	1450	382	110

NOTE....* 800mm long bench not designed for cable dump*

New bench lite. Tables 'n' frame style leg 'metal'

Features & benefits.

- 25 mm thick top with 2 mm edge.
- Metal-to-metal fixings substructure to the tabletop.
- Robust 70 x 30 mm profile 'n' style metal leg frame.
- Side-to-side leg sharing.
- Set back intermediate legs on 600/800/1200/1600 deep units.
- Easy access tilt and drop cable baskets and trays on tables.
- Plus 15 mm height levelling.

Finishes.

- MFC TOPS**
- BE** Beech
 - GR** Light Grey
 - PC** Portofino Cherry
 - WH** White
 - WA** Walnut
 - MP** Maple
 - VO** Verade Oak
- LEGS**
- SL** Silver
 - WH** White
 - BK** Black

Build your code.

- Specify product:**
1600w / 600d
Freestanding
starter tables
NBLTN1608F
- Add frame finish:**
White
NBLTN1608FVOWH
- Your code:**
NBLTN1608FVOWH
- Add top finish:**
Verade Oak
NBLTN1608FVO



PLEASE NOTE:

For inset power options (additional cost will be applied for preparing the tops for inset power) see accessories section.

Product	Code	W mm	D mm	H mm
---------	------	------	------	------

600 mm deep single top freestanding table.



NBLTN0806F	800	600	747
NBLTN1006F	1000	600	747
NBLTN1206F	1200	600	747
NBLTN1406F	1400	600	747
NBLTN1606F	1600	600	747
NBLTN1806F	1800	600	747

600 mm deep single top add-on table.



NBLT0806A	800	600	747
NBLT1006A	1000	600	747
NBLT1206A	1200	600	747
NBLT1406A	1400	600	747
NBLT1606A	1600	600	747
NBLT1806A	1800	600	747

800 mm deep single top freestanding table.



NBLTN0808F	800	800	747
NBLTN1008F	1000	800	747
NBLTN1208F	1200	800	747
NBLTN1408F	1400	800	747
NBLTN1608F	1600	800	747
NBLTN1808F	1800	800	747

800 mm deep single top add-on table.



NBLT0808A	800	800	747
NBLT1008A	1000	800	747
NBLT1208A	1200	800	747
NBLT1408A	1400	800	747
NBLT1608A	1600	800	747
NBLT1808A	1800	800	747

Product	Code	W mm	D mm	H mm
---------	------	------	------	------

1200 mm deep single top freestanding table.



NBLTN0812F	800	1200	747
NBLTN1012F	1000	1200	747
NBLTN1212F	1200	1200	747
NBLTN1412F	1400	1200	747
NBLTN1612F	1600	1200	747
NBLTN1812F	1800	1200	747

1200 mm deep single top add-on table.



NBLT0812A	800	1200	747
NBLT1012A	1000	1200	747
NBLT1212A	1200	1200	747
NBLT1412A	1400	1200	747
NBLT1612A	1600	1200	747
NBLT1812A	1800	1200	747

1600 mm deep single top freestanding table.



NBLTN0816F	800	1600	747
NBLTN1016F	1000	1600	747
NBLTN1216F	1200	1600	747
NBLTN1416F	1400	1600	747
NBLTN1616F	1600	1600	747
NBLTN1816F	1800	1600	747

1600 mm deep single top add-on table.



NBLT0816A	800	1600	747
NBLT1016A	1000	1600	747
NBLT1216A	1200	1600	747
NBLT1416A	1400	1600	747
NBLT1616A	1600	1600	747
NBLT1816A	1800	1600	747

1200 mm deep single top double D-end.



NBLTN2012D	2000	1200	747
NBLTN2412D	2400	1200	747

Intermediate leg cable cover (table)



NBLLCC8	400	50	680
NBLLCC1216	600	50	680

Easy access tilt & drop cable basket



BWB600	600	140	105
BWB1000	1000	140	105
BWB1400	1400	140	105

Product	Code	W mm	D mm	H mm
---------	------	------	------	------

Easy access tilt & drop cable dump.

for 1200/1600 deep tables 1000mm long	NBCD0810BK	850	382	110
for 1200/1600 deep tables 1400mm long	NBCD1214BK	1050	382	110
for 1200/1600 deep tables 1800mm long	NBCD1618BK	1450	382	110

NOTE....* 800mm long table not designed for cable dump*



New bench lite.

Elegant metal 'A' style leg frame

New Bench Lite demonstrates that it is possible to reduce costs without compromising on quality, longevity or aesthetics. This simple, back-to-basics approach to product design delivers a desk and bench system that is affordable, and carries a ten-year structural warranty.



New bench lite. Desks 'A' frame style leg 'metal'

Features & benefits.

- 25 mm thick top with 2 mm edge; scallop at rear.
- Metal-to-metal fixings substructure to the desktop.
- Robust 70 x 30 mm profile 'A' style metal leg frame.
- Side-to-side leg sharing.
- Set back intermediate legs on 600/800/1200/1600 deep units.
- Easy access tilt and drop cable baskets on desking.
- Easy access tilt and drop cable dump trays on benching.
- Plus 15 mm height levelling.
- Optional retro-fit modesty panels (see accessories).

Finishes.

MFC TOPS

- BE** Beech
- GR** Light Grey
- PC** Portofino Cherry
- WH** White
- WA** Walnut
- MP** Maple
- VO** Verade Oak

LEGS

- SL** Silver
- WH** White
- BK** Black

Build your code.

Specify product:

- 1600w / 800d
- Freestanding starter desk
- NBLDA1608F**

Add top finish:

- Verade Oak
- NBLDA1608FVO**

Add frame finish:

- White
- NBLDA1608FVOWH**

Your code:

- NBLDA1608FVOWH**

IMPORTANT:

Low mobile pedestals recommended with 1200 mm deep benching.

Low and high mobile pedestals recommended with 1600 mm deep benching.

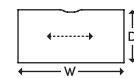
Product	Code	W mm	D mm	H mm
---------	------	------	------	------

600 mm deep single top freestanding desk.



NBLDA0806F	800	600	747
NBLDA1006F	1000	600	747
NBLDA1206F	1200	600	747
NBLDA1406F	1400	600	747
NBLDA1606F	1600	600	747
NBLDA1806F	1800	600	747

600 mm deep single top add-on desk.



NBLD0806A	800	600	747
NBLD1006A	1000	600	747
NBLD1206A	1200	600	747
NBLD1406A	1400	600	747
NBLD1606A	1600	600	747
NBLD1806A	1800	600	747

800 mm deep single top freestanding desk.



NBLDA0808F	800	800	747
NBLDN1008F	1000	800	747
NBLDA1208F	1200	800	747
NBLDA1408F	1400	800	747
NBLDA1608F	1600	800	747
NBLDA1808F	1800	800	747

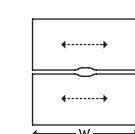
800 mm deep single top add-on desk.



NBLD0808A	800	800	747
NBLD1008A	1000	800	747
NBLD1208A	1200	800	747
NBLD1408A	1400	800	747
NBLD1608A	1600	800	747
NBLD1808A	1800	800	747

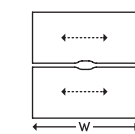
Product	Code	W mm	D mm	H mm
---------	------	------	------	------

1200 mm deep - two tops - freestanding bench.



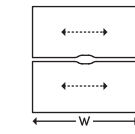
NBLBA0812F	800	1200	747
NBLBA1012F	1000	1200	747
NBLBA1212F	1200	1200	747
NBLBA1412F	1400	1200	747
NBLBA1612F	1600	1200	747
NBLBA1812F	1800	1200	747

1200 mm deep - two tops - add-on bench.



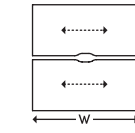
NBLB0812A	800	1200	747
NBLB1012A	1000	1200	747
NBLB1212A	1200	1200	747
NBLB1412A	1400	1200	747
NBLB1612A	1600	1200	747
NBLB1812A	1800	1200	747

1600 mm deep - two tops - freestanding bench.



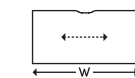
NBLBA0816F	800	1600	747
NBLBA1016F	1000	1600	747
NBLBA1216F	1200	1600	747
NBLBA1416F	1400	1600	747
NBLBA1616F	1600	1600	747
NBLBA1816F	1800	1600	747

1600 mm deep - two tops - add-on bench.



NBLB0816A	800	1600	747
NBLB1016A	1000	1600	747
NBLB1216A	1200	1600	747
NBLB1416A	1400	1600	747
NBLB1616A	1600	1600	747
NBLB1816A	1800	1600	747

600 mm deep single top return unit



NBLRA0806	800	600	747
NBLRA1006	1000	600	747
NBLRA1206	1200	600	747

Intermediate leg cable cover (desking & benching)



NBLCC8	400	50	680
NBLCC1216	600	50	680

Easy access tilt & drop cable basket



BWB600	600	140	105
BWB1000	1000	140	105
BWB1400	1400	140	105

Product	Code	W mm	D mm	H mm
---------	------	------	------	------

Easy access tilt & drop cable dump.

for 1200/1600 deep benching 1000mm long	NBCD0810BK	850	382	110
for 1200/1600 deep benching 1400mm long	NBCD1214BK	1050	382	110
for 1200/1600 deep benching 1800mm long	NBCD1618BK	1450	382	110

NOTE....* 800mm long bench not designed for cable dump*

New bench lite. Tables 'A' frame style leg 'metal'

Features & benefits.

- 25 mm thick top with 2 mm edge.
- Metal-to-metal fixings substructure to the tabletop.
- Robust 70 x 30 mm profile 'A' style metal leg frame.
- Side-to-side leg sharing.
- Set back intermediate legs on 600/800/1200/1600 deep units.
- Easy access tilt and drop cable baskets and trays on tables.
- Plus 15 mm height levelling.

Finishes.

- MFC TOPS**
- BE** Beech
 - GR** Light Grey
 - PC** Portofino Cherry
 - WH** White
 - WA** Walnut
 - MP** Maple
 - VO** Verade Oak
- LEGS**
- SL** Silver
 - WH** White
 - BK** Black

Build your code.

- Specify product:**
1600w / 600d
Freestanding
starter tables
NBLTA1608F
- Add frame finish:**
White
NBLTA1608FVOWH
- Your code:**
NBLTA1608FVOWH
- Add top finish:**
Verade Oak
NBLTA1608FVO



PLEASE NOTE:

For inset power options (additional cost will be applied for preparing the tops for inset power) see accessories section.

Product	Code	W mm	D mm	H mm
---------	------	------	------	------

600 mm deep single top freestanding table.



NBLTA0806F	800	600	747
NBLTA1006F	1000	600	747
NBLTA1206F	1200	600	747
NBLTA1406F	1400	600	747
NBLTA1606F	1600	600	747
NBLTA1806F	1800	600	747

600 mm deep single top add-on table.



NBLT0806A	800	600	747
NBLT1006A	1000	600	747
NBLT1206A	1200	600	747
NBLT1406A	1400	600	747
NBLT1606A	1600	600	747
NBLT1806A	1800	600	747

800 mm deep single top freestanding table.



NBLTA0808F	800	800	747
NBLTA1008F	1000	800	747
NBLTA1208F	1200	800	747
NBLTA1408F	1400	800	747
NBLTA1608F	1600	800	747
NBLTA1808F	1800	800	747

800 mm deep single top add-on table.



NBLT0808A	800	800	747
NBLT1008A	1000	800	747
NBLT1208A	1200	800	747
NBLT1408A	1400	800	747
NBLT1608A	1600	800	747
NBLT1808A	1800	800	747

Product	Code	W mm	D mm	H mm
---------	------	------	------	------

1200 mm deep single top freestanding table.



NBLTA0812F	800	1200	747
NBLTA1012F	1000	1200	747
NBLTA1212F	1200	1200	747
NBLTA1412F	1400	1200	747
NBLTA1612F	1600	1200	747
NBLTA1812F	1800	1200	747

1200 mm deep single top add-on table.



NBLT0812A	800	1200	747
NBLT1012A	1000	1200	747
NBLT1212A	1200	1200	747
NBLT1412A	1400	1200	747
NBLT1612A	1600	1200	747
NBLT1812A	1800	1200	747

1600 mm deep single top freestanding table.



NBLTA0816F	800	1600	747
NBLTA1016F	1000	1600	747
NBLTA1216F	1200	1600	747
NBLTA1416F	1400	1600	747
NBLTA1616F	1600	1600	747
NBLTA1816F	1800	1600	747

1600 mm deep single top add-on table.



NBLT0816A	800	1600	747
NBLT1016A	1000	1600	747
NBLT1216A	1200	1600	747
NBLT1416A	1400	1600	747
NBLT1616A	1600	1600	747
NBLT1816A	1800	1600	747

1200 mm deep single top double D-end.



NBLTA2012D	2000	1200	747
NBLTA2412D	2400	1200	747

Intermediate leg cable cover (table)



NBLLCC8	400	50	680
NBLLCC1216	600	50	680

Easy access tilt & drop cable basket



BWB600	600	140	105
BWB1000	1000	140	105
BWB1400	1400	140	105

Product	Code	W mm	D mm	H mm
---------	------	------	------	------

Easy access tilt & drop cable dump.

for 1200/1600 deep tables 1000mm long	NBCD0810BK	850	382	110
for 1200/1600 deep tables 1400mm long	NBCD1214BK	1050	382	110
for 1200/1600 deep tables 1800mm long	NBCD1618BK	1450	382	110

NOTE....* 800mm long table not designed for cable dump*



New bench lite.

Elegant 'A' frame leg with Oak detail feature

New Bench Lite demonstrates that it is possible to reduce costs without compromising on quality, longevity or aesthetics. This simple, back-to-basics approach to product design delivers a desk, bench and table system that is affordable, and carries a ten-year structural warranty.



New bench lite. Desks 'A' frame style leg 'wood'

Features & benefits.

- 25 mm thick top with 2 mm edge; scallop at rear.
- Metal-to-metal fixings substructure to the desktop.
- Robust 70 x 30 mm profile 'A' style wood leg frame.
- Side-to-side leg sharing.
- Set back intermediate legs on 600/800/1200/1600 deep units.
- Easy access tilt and drop cable baskets on desking.
- Easy access tilt and drop cable dump trays on benching.
- Plus 15 mm height levelling.
- Optional retro-fit modesty panels (see accessories).

Finishes.

MFC TOPS

- BE** Beech
- GR** Light Grey
- PC** Portofino Cherry
- WH** White
- WA** Walnut
- MP** Maple
- VO** Verade Oak

LEGS

- SL** Silver
- WH** White
- BK** Black

Build your code.

Specify product:

- 1600w / 800d
- Freestanding starter desk
- NBLDAW1608F**

Add top finish:

- Verade Oak
- NBLDAW1608FVO**

Add frame finish:

- White
- NBLDAW1608FVOWH**

Your code:

- NBLDAW1608FVOWH**

IMPORTANT:

Low mobile pedestals recommended with 1200 mm deep benching.

Low and high mobile pedestals recommended with 1600 mm deep benching.

Product	Code	W mm	D mm	H mm
---------	------	------	------	------

600 mm deep single top freestanding desk.



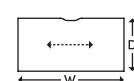
NBLDAW0806F	800	600	747
NBLDAW1006F	1000	600	747
NBLDAW1206F	1200	600	747
NBLDAW1406F	1400	600	747
NBLDAW1606F	1600	600	747
NBLDAW1806F	1800	600	747

600 mm deep single top add-on desk.



NBLD0806A	800	600	747
NBLD1006A	1000	600	747
NBLD1206A	1200	600	747
NBLD1406A	1400	600	747
NBLD1606A	1600	600	747
NBLD1806A	1800	600	747

800 mm deep single top freestanding desk.



NBLDAW0808F	800	800	747
NBLDAW1008F	1000	800	747
NBLDAW1208F	1200	800	747
NBLDAW1408F	1400	800	747
NBLDAW1608F	1600	800	747
NBLDAW1808F	1800	800	747

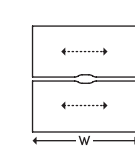
800 mm deep single top add-on desk.



NBLD0808A	800	800	747
NBLD1008A	1000	800	747
NBLD1208A	1200	800	747
NBLD1408A	1400	800	747
NBLD1608A	1600	800	747
NBLD1808A	1800	800	747

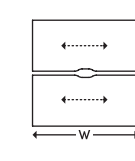
Product	Code	W mm	D mm	H mm
---------	------	------	------	------

1200 mm deep - two tops - freestanding bench.



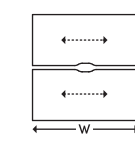
NBLBAW0812F	800	1200	747
NBLBAW1012F	1000	1200	747
NBLBAW1212F	1200	1200	747
NBLBAW1412F	1400	1200	747
NBLBAW1612F	1600	1200	747
NBLBAW1812F	1800	1200	747

1200 mm deep - two tops - add-on bench.



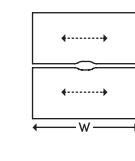
NBLB0812A	800	1200	747
NBLB1012A	1000	1200	747
NBLB1212A	1200	1200	747
NBLB1412A	1400	1200	747
NBLB1612A	1600	1200	747
NBLB1812A	1800	1200	747

1600 mm deep - two tops - freestanding bench.



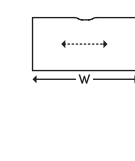
NBLBAW0816A	800	1600	747
NBLBAW1016A	1000	1600	747
NBLBAW1216A	1200	1600	747
NBLBAW1416A	1400	1600	747
NBLBAW1616A	1600	1600	747
NBLBAW1816A	1800	1600	747

1600 mm deep - two tops - add-on bench.



NBLB0816A	800	1600	747
NBLB1016A	1000	1600	747
NBLB1216A	1200	1600	747
NBLB1416A	1400	1600	747
NBLB1616A	1600	1600	747
NBLB1816A	1800	1600	747

600 mm deep single top return unit



NBLRAW0806	800	600	747
NBLRAW1006	1000	600	747
NBLRAW1206	1200	600	747

Intermediate leg cable cover (desking & benching)



NBLCC8	400	50	680
NBLCC1216	600	50	680

Easy access tilt & drop cable basket



BWB600	600	140	105
BWB1000	1000	140	105
BWB1400	1400	140	105

Product	Code	W mm	D mm	H mm
---------	------	------	------	------

Easy access tilt & drop cable dump.

for 1200/1600 deep benching 1000mm long	NBCD0810BK	850	382	110
for 1200/1600 deep benching 1400mm long	NBCD1214BK	1050	382	110
for 1200/1600 deep benching 1800mm long	NBCD1618BK	1450	382	110

NOTE....* 800mm long bench not designed for cable dump*

New bench lite. Tables 'A' frame style leg 'wood'

Features & benefits.

- 25 mm thick top with 2 mm edge.
- Metal-to-metal fixings substructure to the tabletop.
- Robust 70 x 30 mm profile 'A' style wood leg frame.
- Side-to-side leg sharing.
- Set back intermediate legs on 600/800/1200/1600 deep units.
- Easy access tilt and drop cable baskets and trays on tables.
- Plus 15 mm height levelling.

Finishes.

- MFC TOPS**
- BE** Beech
 - GR** Light Grey
 - PC** Portofino
 - Cherry
 - WH** White
 - WA** Walnut
 - MP** Maple
 - VO** Verade Oak
- LEGS**
- SL** Silver
 - WH** White
 - BK** Black

Build your code.

- Specify product:**
1600w / 600d
Freestanding
starter tables
NBLTAW1608F
- Add top finish:**
White
NBLTAW1608FVOWH
- Your code:**
NBLTAW1608FVOWH
- Add top finish:**
Verade Oak
NBLTAW1608FVO



PLEASE NOTE:

For inset power options (additional cost will be applied for preparing the tops for inset power) see accessories section.

Product	Code	W mm	D mm	H mm
---------	------	------	------	------

600 mm deep single top freestanding table.



NBLTAW0806F	800	600	747
NBLTAW1006F	1000	600	747
NBLTAW1206F	1200	600	747
NBLTAW1406F	1400	600	747
NBLTAW1606F	1600	600	747
NBLTAW1806F	1800	600	747

600 mm deep single top add-on table.



NBLT0806A	800	600	747
NBLT1006A	1000	600	747
NBLT1206A	1200	600	747
NBLT1406A	1400	600	747
NBLT1606A	1600	600	747
NBLT1806A	1800	600	747

800 mm deep single top freestanding table.



NBLTAW0808F	800	800	747
NBLTAW1008F	1000	800	747
NBLTAW1208F	1200	800	747
NBLTAW1408F	1400	800	747
NBLTAW1608F	1600	800	747
NBLTAW1808F	1800	800	747

800 mm deep single top add-on table.



NBLT0808A	800	800	747
NBLT1008A	1000	800	747
NBLT1208A	1200	800	747
NBLT1408A	1400	800	747
NBLT1608A	1600	800	747
NBLT1808A	1800	800	747

Product	Code	W mm	D mm	H mm
---------	------	------	------	------

1200 mm deep single top freestanding table.



NBLTAW0812F	800	1200	747
NBLTAW1012F	1000	1200	747
NBLTAW1212F	1200	1200	747
NBLTAW1412F	1400	1200	747
NBLTAW1612F	1600	1200	747
NBLTAW1812F	1800	1200	747

1200 mm deep single top add-on table.



NBLT0812A	800	1200	747
NBLT1012A	1000	1200	747
NBLT1212A	1200	1200	747
NBLT1412A	1400	1200	747
NBLT1612A	1600	1200	747
NBLT1812A	1800	1200	747

1600 mm deep single top freestanding table.



NBLTAW0816F	800	1600	747
NBLTAW1016F	1000	1600	747
NBLTAW1216F	1200	1600	747
NBLTAW1416F	1400	1600	747
NBLTAW1616F	1600	1600	747
NBLTAW1816F	1800	1600	747

1600 mm deep single top add-on table.



NBLT0816A	800	1600	747
NBLT1016A	1000	1600	747
NBLT1216A	1200	1600	747
NBLT1416A	1400	1600	747
NBLT1616A	1600	1600	747
NBLT1816A	1800	1600	747

1200 mm deep single top double D-end.



NBLTAW2012D	2000	1200	747
NBLTAW2412D	2400	1200	747

Intermediate leg cable cover (table)



NBLLCC8	400	50	680
NBLLCC1216	600	50	680

Easy access tilt & drop cable basket



BWB600	600	140	105
BWB1000	1000	140	105
BWB1400	1400	140	105

Product	Code	W mm	D mm	H mm
---------	------	------	------	------

Easy access tilt & drop cable dump.

for 1200/1600 deep tables 1000mm long	NBCD0810BK	850	382	110
for 1200/1600 deep tables 1400mm long	NBCD1214BK	1050	382	110
for 1200/1600 deep tables 1800mm long	NBCD1618BK	1450	382	110

NOTE....* 800mm long table not designed for cable dump*



Dali.

Form and function meet in perfect harmony in this smart, contemporary desking range.

Dali's design-led approach brings a fresh take to traditional cantilever desking. Its superb attention-to-detail – from the steel-rolled leg base to its integrated cableway – delivers a sophisticated range of desking that raises the bar in workspace furniture solutions.



Dali.

Features & benefits.

- 25 mm thick desktops with 2 mm ABS edge.
- Metal-to-metal fixings connect sub-structure to desktop.
- Large scallop at rear of desktop for easy cable access.
- T and L-shaped leg freestanding solution.
- Leg integrated floor-to-desk cableway.
- Design-led foot detail with +15 mm levelling.
- Optional retro-fit modesty panels.
- Optional height settable leg solution from 620 to 820 mm – POA.
- Not suitable for desk high storage.

Finishes.

MFC TOPS

- BE** Beech
- GR** Light Grey
- PC** Portofino Cherry
- WH** White
- WA** Walnut
- MP** Maple
- VO** Verade Oak

LEGS

- SL** Silver
- WH** White
- BK** Black
- GR** Graphite

Build your code.

Specify product:

1400w / 800d Wave desk
DWD1486

Specify hand (if relevant):

Left Hand
DWD1486L

Add top finish:

Verade Oak
DWD1486LVO

Add leg finish:

White
DWD1486LVOWH

Your code:

DWD1486LVOWH



Product	Code	W mm	D mm	H mm	
Rectangular desk, 600 mm deep.					
		DRD86	800	600	747
		DRD106	1000	600	747
		DRD126	1200	600	747
		DRD146	1400	600	747
		DRD166	1600	600	747
		DRD186	1800	600	747
Rectangular desk, 800 mm deep.					
		DRD88	800	800	747
		DRD108	1000	800	747
		DRD128	1200	800	747
		DRD148	1400	800	747
		DRD168	1600	800	747
		DRD188	1800	800	747
Rectangular return.					
		DRR86	800	600	747
		DRR106	1000	600	747
Wave desk.					
		DWD1486 (L/R)	1400	800 (600)	747
		DWD1686 (L/R)	1600	800 (600)	747
		DWD1886 (L/R)	1800	800 (600)	747
Workstation.					
		DW161286 (L/R)	1600 (600)	1200 (800)	747
		DW181286 (L/R)	1800 (600)	1200 (800)	747
Large workstation.					
		DLW161666 (L/R)	1600 (600)	1600 (600)	747
		DLW161688 (L/R)	1600 (800)	1600 (800)	747
120° desk.					
		D120D101066	1000 (600)	1000 (600)	747
		D120D121266	1200 (600)	1200 (600)	747

Dali tables.

Static and flip-top tables designed to accompany the Dali desking range.

Features & benefits.

- 25 mm thick desktops with 2 mm ABS edge.
- Metal-to-metal fixings connect sub-structure to desktop.
- Flip top single pull bar release operation, anti-slam soft close, and auto locking top.
- T-shaped leg, free-standing and mobile.
- Leg integrated floor-to-desk cableway.
- Design-led foot detail with +15 mm levelling.
- Optional height settable leg for static tables from 620 to 820 mm – POA.
- Tops are pre-drilled for retro fit links.

Finishes.

MFC TOPS

- BE** Beech
- GR** Light Grey
- PC** Portofino Cherry
- WH** White
- WA** Walnut
- MP** Maple
- VO** Verade Oak

LEGS

- SL** Silver
- WH** White
- BK** Black
- GR** Graphite

Build your code.

Specify product:

1600w Semi-barrel table
DSBFT168

Add top finish:

Verade Oak
DSBFT168VO

Add leg finish:

White
DSBFT168VOWH

Your code:

DSBFT168VOWH






Single link

Two links locked


Product	Links per desk	Code
Links.		
for rectangular tables	12 single	FTL12
for semi-barrel	4 single	FTL4
for trapezoidal tables	8 single	FTL8



Static tables.

Product	Code	W mm	D mm	H mm
Rectangular tables, inset leg.				
				
	DRTN126	1200	600	747
	DRTN147	1400	700	747
	DRTN168	1600	800	747
	DRTN189	1800	900	747
Rectangular tables, outset leg.				
				
	DRT126	1200	600	747
	DRT147	1400	700	747
	DRT168	1600	800	747
	DRT189	1800	900	747
Semi-barrel tables.				
				
	DSBT168	1600	800	747
	DSBT189	1800	900	747

Flip-top tables.

Product	Code	W mm	D mm	H mm
Rectangular tables, inset leg.				
				
	DRFTN126	1200	600	747
	DRFTN147	1400	700	747
	DRFTN168	1600	800	747
	DRFTN189	1800	900	747
Rectangular tables, outset leg.				
				
	DRFT126	1200	600	747
	DRFT147	1400	700	747
	DRFT168	1600	800	747
	DRFT189	1800	900	747
Semi-barrel tables.				
				
	DSBFT168	1600	800	747
	DSBFT189	1800	900	747
Trapezoidal tables.				
				
	DTFT168	1600	800	747

10 YEAR
WARRANTY

Magnus bench.

The Magnus range features a floating desktop design on a stylish goalpost frame. Integral to this design is a unique, telescopic structural beam that carries cables from one desk to the next. Sliding beams allow the system to share legs from side-to-side, making it an advantageous solution for large projects.

In addition, the beam is engineered so that desks can be altered in length. This supports flexibility in future churn where only desktops need to be replaced to accommodate the reshaping of the office environment.



Magnus bench.

Features & benefits.

- 25 mm thick desktops with 2 mm ABS edge.
- Freestanding desks and shared leg benching.
- Metal-to-metal fixings connect frame to desk.
- Scallop at rear of desktop for easy cable access.
- Telescopic cable management beam.
- Steel 60 x 40 mm goalpost leg design with +15 mm levelling.
- Floating shadow gap between leg and desktop.
- Tops are pre drill inserted for return modules on 1600 & 1800mm long desks and benches only.
- A range of optional height-adjustable kits.

Finishes.

MFC TOPS

BE	Beech
GR	Light Grey
PC	Portofino Cherry
WH	White
WA	Walnut
MP	Maple
VO	Verade Oak

LEGS

SL	Silver
WH	White
BK	Black

Build your code.

Specify product:

1200w/1200d
add on module
MB1212AD

Add top finish:

Verade Oak
MB1212ADVO

Add leg finish:

White
MB1212ADVOWH

Your code:

MB1212ADVOWH

IMPORTANT:

Desk under mobile pedestals higher than 620 mm are not suitable with this range.

Product	Code	W mm	D mm	H mm
---------	------	------	------	------

600 mm deep freestanding starter modules.



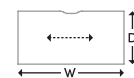
MB1006FS	1000	600	720
MB1206FS	1200	600	720
MB1406FS	1400	600	720
MB1606FS	1600	600	720
MB1806FS	1800	600	720

600 mm deep add-on modules.



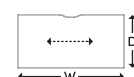
MB1006AD	1000	600	720
MB1206AD	1200	600	720
MB1406AD	1400	600	720
MB1606AD	1600	600	720
MB1806AD	1800	600	720

800 mm deep freestanding starter modules.



MB1008FS	1000	800	720
MB1208FS	1200	800	720
MB1408FS	1400	800	720
MB1608FS	1600	800	720
MB1808FS	1800	800	720

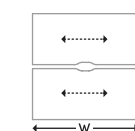
800 mm deep add-on modules.



MB1008AD	1000	800	720
MB1208AD	1200	800	720
MB1408AD	1400	800	720
MB1608AD	1600	800	720
MB1808AD	1800	800	720

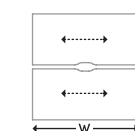
Product	Code	W mm	D mm	H mm
---------	------	------	------	------

1200 mm deep freestanding starter modules.



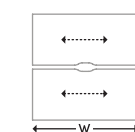
MB1012FS	1000	1200	720
MB1212FS	1200	1200	720
MB1412FS	1400	1200	720
MB1612FS	1600	1200	720
MB1812FS	1800	1200	720

1200 mm deep add-on modules.



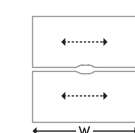
MB1012AD	1000	1200	720
MB1212AD	1200	1200	720
MB1412AD	1400	1200	720
MB1612AD	1600	1200	720
MB1812AD	1800	1200	720

1600 mm deep freestanding starter modules.



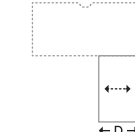
MB1016FS	1000	1600	720
MB1216FS	1200	1600	720
MB1416FS	1400	1600	720
MB1616FS	1600	1600	720
MB1816FS	1800	1600	720

1600 mm deep add-on modules.



MB1016AD	1000	1600	720
MB1216AD	1200	1600	720
MB1416AD	1400	1600	720
MB1616AD	1600	1600	720
MB1816AD	1800	1600	720

Deep fixed return modules.



MB1006RET	1000	600	720
MB1206RET	1200	600	720

Product	Code	W mm	D mm	H mm
---------	------	------	------	------



Easy access tilt & drop cable dump.

for 1200/1600 deep benching 1000mm long	NBCD0810BK	850	382	110
for 1200/1600 deep benching 1400mm long	NBCD1214BK	1050	382	110
for 1200/1600 deep benching 1800mm long	NBCD1618BK	1450	382	110

NOTE....* 800mm long bench not designed for cable dump*

Product	Code	W mm	D mm	H mm
---------	------	------	------	------

Modesty panel (retro-fittable).

for 1000 mm desks	DMP10	840	18	400
for 1200 mm desks	DMP12	1040	18	400
for 1400 mm desks	DMP14	1240	18	400
for 1600 mm desks	DMP16	1440	18	400
for 1800 mm desks	DMP18	1640	18	400

Magnus bench height-adjustable.

Height-adjustable kits are for Magnus Bench desks only or turn of a handle.

These insert kits can be retro-fitted into any standard Magnus Bench fixed top installation. We do not recommend that more than one top in four should be fitted with one of these kits. Standard bench to be purchased separately.

Product	Code	W mm	D mm	H mm
Crank handle insert kits.				
for 600 mm top				
	MBHAKIT126	1200	600	720-980
	MBHAKIT146	1400	600	720-980
	MBHAKIT166	1600	600	720-980
	MBHAKIT186	1800	800	720-980
for 800 mm top				
	MBHAKIT128	1200	800	720-980
	MBHAKIT148	1400	800	720-980
	MBHAKIT168	1600	800	720-980
	MBHAKIT188	1800	800	720-980



Height adjustable range from 720-980 mm using a crank handle system. Crank handle height adjustment moves seamlessly and is easily operated by the user to set the work surface to any desired height.

5 YEAR
WARRANTY



Product	Code	W mm	D mm	H mm
Electric sit/stand insert kits.				
for 600 mm top				
	MBSSKIT126	1200	600	720-1370
	MBSSKIT146	1400	600	720-1370
	MBSSKIT166	1600	600	720-1370
	MBSSKIT186	1800	800	720-1370
for 800 mm top				
	MBSSKIT128	1200	800	720-1370
	MBSSKIT148	1400	800	720-1370
	MBSSKIT168	1600	800	720-1370
	MBSSKIT188	1800	800	720-1370



Metalwork available in silver, white and black. Retrofits to existing Magnus Bench desking. Kit does not contain tops or any standard Magnus Bench metalwork.

5 YEAR
WARRANTY



Height settable insert kits.



for 600 mm top				
	MBHSKIT126	1200	600	720-980
	MBHSKIT146	1400	600	720-980
	MBHSKIT166	1600	600	720-980
	MBHSKIT186	1800	800	720-980
for 800 mm top				
	MBHSKIT128	1200	800	720-980
	MBHSKIT148	1400	800	720-980
	MBHSKIT168	1600	800	720-980
	MBHSKIT188	1800	800	720-980

Height settable insert kits can be manually adjusted in increments of 25 mm, height range 720-895 mm. Metalwork available in silver, white and black.

10 YEAR
WARRANTY



Accessories.

Product	Code
Central cable dump for back-to-back desks.	
1000 mm wide	MB1000CD
1200 mm wide	MB1200CD
1400 mm wide	MB1400CD
1600 mm wide	MB1600CD
1800 mm wide	MB1800CD
Cable riser.	
Fits around intermediate leg	MBRISER
1200 mm deep and 1600mm deep island units only.	
Link plate.	
Link plate	MBHAKIT



Torino.

Torino offers an extensive desk and table solution which includes a desking and benching solution with stylish poseur, meeting and coffee tables.

With the use of natural materials, Torino brings the beauty and warmth of solid oak to the office space. The tapering A-frame leg design brings further style to this contemporary aesthetic, combined with a smooth-to-touch radius edge to the leg.



Torino.

Features & benefits.

- 25 mm thick desktops with 2 mm ABS edge.
- Robust A-frame FSC certified oak leg.
- Set-back intermediate legs for increased leg space.
- Discreet foot detail with +15 mm levelling.
- Metal-to-metal fixings connecting sub-structure to desktop.
- Large scallop at rear of desktop for easy cable access.
- 15 mm gap at rear of back-to-back benching for continuous cable access and monitor arm mounts.
- Optional cable cover plates for intermediate legs.
- Optional easy access tilt and drop cable dump to underside of back-to-back benching - see accessories.
- Optional modesty panels - see accessories.
- Not suitable for desk high storage.

Finishes.

- MFC TOPS**
- BE** Beech
 - GR** Light Grey
 - PC** Portofino Cherry
 - WH** White
 - WA** Walnut
 - MP** Maple
 - VO** Verade Oak

- LEGS**
- Oak

Build your code.

Specify product:
1400w / 800d
starter module
TNRD148F

Add top finish:
Beech
TNRD148FBE

Your code:
TNRD148FBE


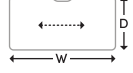


Product	Code	W mm	D mm	H mm
---------	------	------	------	------

800 mm deep single freestanding modules.

 	TNRD148F	1400	800	747
	TNRD168F	1600	800	747
	TNRD188F	1800	800	747

800 mm deep single add-on modules.

 	TNRD148A	1400	800	747
	TNRD168A	1600	800	747
	TNRD188A	1800	800	747

Intermediate leg cable cover - code TNCC800 £177. State on order.

1600 mm deep back-to-back freestanding modules.

 	TNB1416F	1400	1660	747
	TNB1616F	1600	1660	747
	TNB1816F	1800	1660	747

1600 mm deep back-to-back add-on modules.

 	TNB1416A	1400	1660	747
	TNB1616A	1600	1660	747
	TNB1816A	1800	1660	747

Intermediate leg cable cover - code TNCC1660 £214. State on order.


Single rectangular return.

 	TNR86	800	600	747
	TNR106	1000	600	747
	TNR126	1200	600	747

Double rectangular return.

 	TNR1012	1000	1200	747
	TNR1212	1200	1200	747

Double radius return.

 	TNRR1112	1100	1200	747
---	----------	------	------	-----


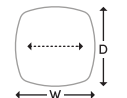


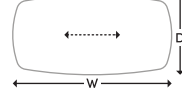






Standard and Systems desk high storage is not available with Torino unless requested as a special. Contact us for details.

Torino tables.



PLEASE NOTE:
For cable trays and inset power options (additional cost will be applied for preparing the tops for inset power) see accessories section.

Meeting and conference tables.

Product	Code	W mm	D mm	H mm
Square barrel tables.				
	TNBT1212	1200	1200	747
	TNBT1414	1400	1400	747
	TNBT1616	1600	1600	747
Rectangular barrel tables.				
	TNBT1612	1600*	1200	747
	TNBT2012	2000*	1200	747
	TNBT2412	2400*	1200	747
	TNBT2016	2000*	1600	747
	TNBT2416	2400*	1600	747
	TNBT3212	3200**	1200	747
	TNBT3612	3600**	1200	747
	TNBT4012	4000**	1200	747
	TNBT3216	3200**	1600	747
	TNBT3616	3600**	1600	747
	TNBT4016	4000**	1600	747

A family of meeting, poseur height and coffee tables to complement the Torino desking range.







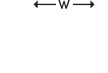





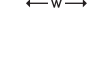
Finishes.

MFC TOPS		MDF CUTBACK TOPS	
BE	Beech	ZWH	White
GR	Light Grey		
PC	Portofino Cherry		
WH	White		
WA	Walnut		
MP	Maple		
VO	Verade Oak		

Poseur height tables.

Product	Code	W mm	D mm	H mm
Barrel poseur tables with single chrome footrail.				
	TNBPT1010	1000	1000	1045
	TNBPT1610	1600	1000	1045
	TNBPT2010	2000	1000	1045
	TNBPT2210	2200	1000	1045
Barrel poseur tables with double chrome footrail.				
	TNBPT1212	1200	1200	1045
	TNBPT1612	1600	1200	1045
	TNBPT2012	2000	1200	1045
	TNBPT2212	2200	1200	1045

Coffee tables.

Product	Code	W mm	D mm	H mm
Round coffee tables.				
	TNRMCT6	600	600	340
	TNRMCT7	700	700	340
	TNRMCT8	800	800	340
	TNRMCT9	900	900	340
Square barrel coffee tables.				
	TNBMCT6	600	600	340
	TNBMCT7	700	700	340
	TNBMCT8	800	800	340
	TNBMCT9	900	900	340
Rectangular coffee tables.				
	TNRMCT105	1000	500	340
	TNRMCT126	1200	600	340
Plectrum coffee tables.				
	TNPMCT7	700	700	340
	TNPMCT8	800	800	340
	TNPMCT9	900	900	340



Height adjustable desks.

Working in an office can often lead to a sedentary lifestyle. Height-adjustable desks make it easy for users to alternate frequently between sitting and standing with just a press of a button or turn of a handle.

Wellbeing is at the heart of our designs. Engineered to support work in a seated and standing position, alternating between the two can help relieve back and neck pain, improve blood circulation and enhance concentration and productivity.



Height adjustable desks.



Finishes.

MFC TOPS	G-LINE FRAME
BE Beech	WH White
GR Light Grey	
PC Portofino Cherry	M-LINE LEGS
WH White	WH White
WA Walnut	SL Silver
MP Maple	BK Black
VO Verade Oak	

Build your code.

Specify product:
M-Line 1200w Rectangular desk – MCF25128HA

Add top finish:
Verade Oak – MCF25128HA VO

Add leg finish:
White – MCF25128HA VO WH

Your code: MCF25128HA VO WH

G-Line gas height adjustable.




Combining practical, minimal design with the health benefits of a height adjustable work space our gas desks provide an alternative to an electric powered height adjustable desk. Using height adjustable desks helps to improve circulation, concentration and even productivity.

This gas assisted desk has a weight limit recommendation of 32kg.

Features & benefits.

- 25 mm thick desktops with 2 mm ABS edge.
- No power source required.
- Central horizontal steel beam for increased strength and stability.
- Optional retro fit modesty panels.
- Centrally positioned rear scallop for monitor arm mount and cable access.
- Metal-to-metal fixings connecting substructure to the desktop.
- Height adjustment from 747 to 1160 mm.

Product	Code	W mm	D mm	H mm
Rectangular desk - gas height adjustable.				
	GSS25148	1400	800	747-1160
	GSS25158	1500	800	747-1160

1400 mm wide desk has a top overhang of 175 mm.
1500 mm wide desk has a top overhang of 225 mm.




M-Line crank height adjustable.

Versatile and simple to operate, the M-Line crank height adjustable range is an ideal desking solution for taller people and wheelchair users. The user can adjust the desk height from 660 to 960 mm high simply by turning a handle.

Features & benefits.

- 25 mm thick desktops with 2 mm ABS edge.
- No power source required.
- Cantilever set-back verticals offer increased leg clearance.
- Horizontal modesty panel for increased strength and stability.
- Easy access central scallop at rear of desktop.
- Metal-to-metal fixings connecting substructure to the desktop.
- Height adjustment from 660 to 960 mm.

Product	Code	W mm	D mm	H mm
Rectangular crank height-adjustable desk.				
	MCF25128HA	1200	800	660-960
	MCF25148HA	1400	800	660-960
	MCF25168HA	1600	800	660-960



Height adjustable desks.

C-Line.

Working in an office can often lead to a sedentary lifestyle. C-Line electronic height-adjustable desks make it easy for users to alternate frequently between sitting and standing with just a press of a button.

Wellbeing is at the heart of the C-Line's design. Engineered to support work in a seated and standing position, alternating between the two can help relieve back and neck pain, improves blood circulation and enhances concentration and productivity.

Features & benefits.

- 25 mm thick worktops with 2 mm ABS edge.
- Press-button anti-collision control to activate height adjustment.
- 3-Stage telescopic leg height adjustment from 625 to 1275 mm.
- Control unit with 4-stage preset memory function.
- Metal-to-metal fixings connecting sub-structure to desktop.
- Central scallop and 15 mm continuous cable access down rear of desktop for easy cable access.
- Cable management beam with multiple entry and exit wire ports.
- Optional floor-to-desk telescopic cable spine.
- A choice of screens for single and back-to-back desks.
- Foot detail with +15 mm levelling.
- Telescopic frame accommodates future churn.
- Retro-fit modesty panels are available for single desks.
- 120 kg maximum weight loading evenly distributed.

Finishes.

MFC TOPS

- BE** Beech
- GR** Light Grey
- PC** Portofino Cherry
- WH** White
- WA** Walnut
- MP** Maple
- VO** Verade Oak

LEGS

- SL** Silver
- WH** White

Build your code.


Specify product:
1200w Single rectangular desk
CSS25128

Add top finish:
Verade Oak
CSS25128VO

Add leg finish:
White
CSS25128VOWH

Your code:
CSS25128VOWH



Product	Code	W mm	D mm	H mm
Single rectangular desk.				
	CSS25128	1200	800	625-1275
	CSS25148	1400	800	625-1275
	CSS25168	1600	800	625-1275
	CSS25188	1800	800	625-1275

Back-to-back rectangular desk.				
	CDSS251216	1200	1600	625-1275
	CDSS251416	1400	1600	625-1275
	CDSS251616	1600	1600	625-1275

Product	Code
Cable management tray with chain (pair).	
for 1200 mm wide back-to-back desk	CDSSCM12
for 1400 mm wide back-to-back desk	CDSSCM14
for 1600 mm wide back-to-back desk	CDSSCM16

C-Line screens.

A choice of desk-mounted screen solutions to enable privacy and modesty on the C-Line height-adjustable desking range.



Edge

- 30 mm thick fabric screen with plastic trim on both sides.



Border

- 30 mm thick aluminium framed fabric screen.
- Integral tool rail clip point for accessories built into top rail.



Dolly

- 28 mm thick fabric wrapped screen.
- All four corners have a radius of 50 mm.

Edge screens.



Product	Code	W mm	H mm
Privacy screens - single desks. Supplied with brackets. Fixed on the rear edge of the desktop.			
for 1200 mm single desk	EL/04.12DS	1200	400
1 for 1400 mm single desk	EL/04.14DS	1400	400
for 1600 mm single desk	EL/04.16DS	1600	400
for 1800 mm single desk	EL/04.18DS	1800	400
Privacy-modesty screens - single desks. Supplied with brackets. Fixed 400 mm above desktop.			
for 1200 mm single desk	EL/725.12DS	1200	725
2 for 1400 mm single desk	EL/725.14DS	1400	725
for 1600 mm single desk	EL/725.16DS	1600	725
for 1800 mm single desk	EL/725.18DS	1800	725
Privacy-modesty - back-to-back desks. Supplied with fixing bolts. Brackets for fixing back to back screens are already included within the desk frame kit.			
for 1200 mm wide back-to-back desk	EL/870.12DS	1200	870
3 for 1400 mm wide back-to-back desk	EL/870.14DS	1400	870
for 1600 mm wide back-to-back desk	EL/870.16DS	1600	870

Silver trim as standard. Add W to the end of code for White trim.

Border screens.



Product	Code	W mm	H mm
Privacy screens - single desks. Supplied with brackets. Fixed on the rear edge of the desktop.			
for 1200 mm single desk	BO/04.12DS	1200	400
4 for 1400 mm single desk	BO/04.14DS	1400	400
for 1600 mm single desk	BO/04.16DS	1600	400
for 1800 mm single desk	BO/04.18DS	1800	400
Privacy-modesty screens - single desks. Supplied with brackets. Fixed 400 mm above desktop.			
for 1200 mm single desk	BO/725.12FP	1200	725
5 for 1400 mm single desk	BO/725.14FP	1400	725
for 1600 mm single desk	BO/725.16FP	1600	725
for 1800 mm single desk	BO/725.18FP	1800	725
Privacy-modesty screens - back-to-back desks. Supplied with fixing bolts. Brackets for fixing back to back screens are already included within the desk frame kit.			
for 1200 mm wide back-to-back desk	BOC/870.12DS	1200	870
6 for 1400 mm wide back-to-back desk	BOC/870.14DS	1400	870
for 1600 mm wide back-to-back desk	BOC/870.16DS	1600	870

Silver frame as standard. Add W to the end of code for White frame.

Dolly screens.



Product	Code	W mm	H mm
Privacy screens - single desks. Supplied with brackets. Fixed on the rear edge of the desktop.			
for 1200 mm single desk	DO/04.12DS	1200	400
7 for 1400 mm single desk	DO/04.14DS	1400	400
for 1600 mm single desk	DO/04.16DS	1600	400
for 1800 mm single desk	DO/04.18DS	1800	400
Privacy-modesty screens - single desks. Supplied with brackets. Fixed 400 mm above desktop.			
for 1200 mm single desk	DO/725.12FP	1200	725
8 for 1400 mm single desk	DO/725.14FP	1400	725
for 1600 mm single desk	DO/725.16FP	1600	725
for 1800 mm single desk	DO/725.18FP	1800	725
Privacy-modesty screens - back-to-back desks. Supplied with fixing bolts. Brackets for fixing back to back screens are already included within the desk frame kit.			
for 1200 mm wide back-to-back desk	DO/870.12DS	1200	870
9 for 1400 mm wide back-to-back desk	DO/870.14DS	1400	870
for 1600 mm wide back-to-back desk	DO/870.16DS	1600	870



Desk accessories.

Our desk accessories help you create a workspace that inspires productivity and optimises your surface area.

We offer a range of ergonomic solutions for healthier working, and power and cable management solutions to ensure your desk is functional, organised and safe.



Desk accessories.



Monitor arms and laptop stands.




Manual monitor arms.

Product	Code	Price
1 single monitor arm with through desk and clamp fixing 10 Kg 27" max. Fits rear of desk.	AVM11	78
2 double monitor arm with through desk and clamp fixing 10 Kgs / AEM 27" max screen width. Fits rear of desk.	AVM12	114

Offered in black (BK) or white (WH).

Gas monitor arms.

3 single arm for up to 6 Kg, 27" max screen. Fits rear of desk.	AVA12S	148
4 double arm for two screens up to 6 Kg each, 27" max screen. Fits rear of desk.	AVA12D	255
Offered in silver (SL), black (BK) or white (WH).		
5 silver single arm for screen up to 9 Kg, with fast charging power & data. Fits rear of desk.	GU71S	213
6 silver double arm for two screens up to 9 Kg each, with fast charging power & data. Fits rear of desk.	GU72D	354



Product	Code	Price
7 single monitor arm with clamp fixing 10 Kg 30" max	STRELA1	
8 double monitor arm with clamp fixing 10 Kg 30" max screen	STRELA2	
9 single spring assisted monitor arm in silver with clamp fixing 8 Kg 32" max screen	SIGMA1	
10 double spring assisted monitor arm in silver with clamp fixing 8 Kg 32" max screen	SIGMA2	

9 and 10 above fit rear of desk.
Offered as standard in silver. White (WH) also available +10% - add WH to end of code.
Clamp fixing provided as standard. For through-desk - POA.

Product	Code
---------	------

Origama laptop stand.



White laptop stand, foldable for portability

LAP/013

Flo gas flat screen single monitor arm.



FLO dynamic finger touch adjustment with 12 to 25 mm top mount clamp - available in silver, white and black.

DYN/013/010 + DYN/013/C27

9 Kg screen weight limit. State colour on order. Fits rear of desk on all ranges.

Lima easy adjust single monitor arm.



Manual push button height-adjustment arm with 6 to 40 mm top mount clamp and post - available in silver, white and black.

LMA/001/001

6.5 Kg screen weight limit. State colour on order. Fits rear of desk.

Lima easy adjust dual monitor arm.



Manual push button height-adjustment arm with 6 to 40 mm top mount clamp and post - available in silver, white and black.

LMA/001/001 + LMA/001/002

6.5 Kg screen weight limit per arm. Max screen size 27". State colour on order. Fits rear of desk.



Desk accessories.



Power accessories.

Prices quoted for electrical sockets and cables are for supply only. Installation must be carried out by a suitably qualified person.

Product	Code
---------	------

Under desk power modules.



PMK203 black power module 2xUK sockets 3.15A	2M6032A6
PMK303 black power module 3xUK sockets 3.15A	2M6033A6
PMK403 black power module 4xUK sockets 3.15A	2M6034A6

Under desk power modules are supplied as standard with 250 mm earth lead and fuses. Power Entry/Exit via 3 Pole connectors.

Product	Black code	White code
---------	------------	------------

Chroma desktop power modules.



2 x power, 3.15A (shown)	2A0B32A0	2A0W32A0
2 x power, 3.15A with A and C USB	2A0B32A3	2A0W32A3
2 x power, 3.15A with A and C USB and 2 x Cat 6A data sockets	2A0B32A4 +2T0010DD	2A0W32A4 +2T0110DD

Above modules are supplied with fixing clamps and hard-wired 500 mm drop lead with triple male GST connector. Available in black or white - state on order.

Solo Plus 80 mm grommet in-desk power module.



black 1 x power, 1 x USB-A & 2 x USB-C	S1-1P3C(1A/2C) -BK	
white 1 x power, 1 x USB-A & 2 x USB-C		S1-1P3C(1A/2C) -WH
black 1 x power, 1 x USB-A & 2 x USB-C, RJ45, HDMI	S1-1P3C(1A/2C) 1D1H-BK	
white 1 x power, 1 x USB-A & 2 x USB-C, RJ45, HDMI		S1-1P3C(1A/2C) 1D1H-WH

Comes with 500mm drop down lead - 3 pole male

Product	Code
---------	------

Inca Desktop power modules.



2 x power, 1m mains lead to 3-pole connector.	7900004
4 x power, 1m mains lead to 3-pole connector.	7900010
3 x power, 1 x twin USB charger 1 m mains lead to 3-pole connector	79050007
2 x power, 2 x twin USB charger 1 m mains lead to 3-pole connector	79050010

Supplied in black. White and grey also available. Other configurations including grommet mount modules are available within this range.

Affinity through desk flip over module.



2 x power, 3 m mains lead to 13A UK plug	85PG01
4 x power, 3 m mains lead to 13A UK plug	85PG03
2 x power, 1 x twin 5A USB charger, 3 m mains lead to 13A UK plug (shown)	85050001
2 x power, 1 x twin 5A USB charger, 1 x RJ45 Cat6 data, 3 m mains lead to 13A UK plug. 3 m data leads	85050002



Product	Black code	White code
---------	------------	------------

Pixel Tuf power unit with USB ports for 80 mm hole.



1x UK fused socket with A & C USB chargers, supplied with 800 mm lead/male connector GST18i3 Available in black or white with silver bezel.	2434232	2434430
---	---------	---------

Can be plugged directly into the female GST end of under desk unit. Starter cable with UK mains plug may be required. Alternative specifications are available - POA. State colour on order.

Pixel Tuf Arc power unit with USB ports and wireless charger for 80 mm hole.



1x UK fused socket with A & C USB and wireless chargers. Supplied with 800 mm lead/male connector GST18i3 and 2 m micro USB to USB-A charging lead to power the wireless charger. Available in black or white.	2713887	2712327
--	---------	---------

Can be plugged directly into the female GST end of under-desk unit. Starter cable with UK mains plug may be required. Alternative specifications are available - POA. State colour on order.

Pluto dome power module with USB ports for 80 mm hole.



2 x UK socket, with A & C USB, anti-surge ceramic, 3.15A fused, hardwired. Supplied with 800 mm lead/male connector GST18i3. Available in black or white.	2817332	2817318
---	---------	---------

Pluto screws into standard 80mm grommet hole. Connection for retro-fit earth lead (separate purchase).

Pandora rotating power module with USB sockets for 128 mm hole.






2 x UK sockets, with A & C USB, bevelled frame. Available in black or white.	2469180	2469203
2 x UK sockets, with A and C USB, black with stainless steel bevelled frame.	2469166	-

Can be plugged directly into the female GST end of under desk unit. Supplied with 800 mm lead/male connector GST18i3. Starter cable with UK mains plug may be required. Alternative specifications are available - POA.








Desk accessories.

Power leads.

Product		Code
 <p>starter lead</p>	Starter leads for Solo Plus, Chroma and desk under power modules.	
	1 metre	MLG1MB
	2 metre	MLG2MB
	3 metre	MLG3MB
	4 metre	MLG4MB
 <p>add-on lead</p>	Add-on leads for Solo Plus, Chroma and desk under power modules.	
	1 metre	CL1MB
	1.5 metre	CL1.5MB
	2 metre	CL2MB
	Mains leads for Pixel, Pluto and Pandora.	
	3 metre starter cable with UK plug	2513302
	5 metre starter cable with UK plug	2513350



Cable accessories.

Product		Code
	Cable manager zip sock.	
	Polyester vertical cable sock with velcro straps and fixings All spines are available in black (BK), silver (SL) or white (WH).	VCS2
	Rotating cable spine.	
	black floor-to-desk cable umbilical	ROSPBL
	Height adjustable cable spine.	
	black cable spine, 4-way cable separation, weighted base, suitable for height-adjustable desks up to 1290 mm.	HASPBL
	white cable spine, 4-way cable separation, weighted base, suitable for height-adjustable desks up to 1290 mm.	HASPWH
	silver cable spine, 4-way cable separation, weighted base, suitable for height-adjustable desks up to 1200 mm.	HASPSR
	Coil cable spine.	
	black cable spine including fixings. Extends from 150 to 1300 mm	660132
	white cable spine including fixings. Extends from 150 to 1300 mm	660133
	silver cable spine including fixings. Extends from 150 to 1300 mm	660130
	Snap magnetic floor to desk cableway.	
	black / black, weighted base, cable clip anchor points, height adjustable 700–1250 mm, magnetic closure	SMFDCB
	silver / black, weighted base, cable clip anchor points, height adjustable 700–1250 mm, magnetic closure,	SMFDSC
	Wire basket.	
	for 800/1000 mm desks	BWB600
	for 1200/1400 mm desks	BWB1000
	for 1600/1800 mm desks	BWB1400
	Tilt and drop cable dump.	
	for 1000 mm long back-to-back benching and tables	NBCD0810BK
	for 1200 and 1400 mm long back-to-back benching and tables	NBCD1214BK
	for 1600 and 1800 mm long back-to-back benching and tables	NBCD1618BK

Desk accessories.

Modesty panels.

Product	Code	W mm	D mm	H mm
MFC modesty panels (retro-fittable).				
for 800 mm wide desk	DMP08	640	18	300
for 1000 mm wide desk	DMP10	840	18	300
for 1200 mm wide desk	DMP12	1040	18	300
for 1400 mm wide desk	DMP14	1240	18	300
for 1600 mm wide desk	DMP16	1440	18	300
for 1800 mm wide desk	DMP18	1640	18	300



Storage drawer.

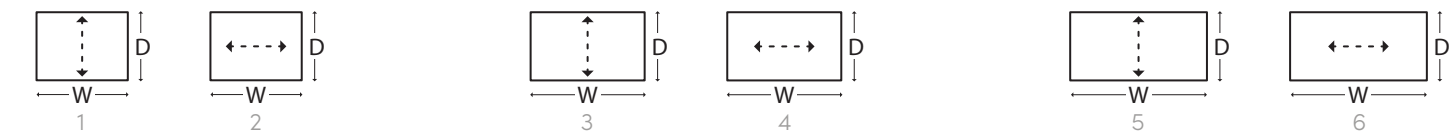
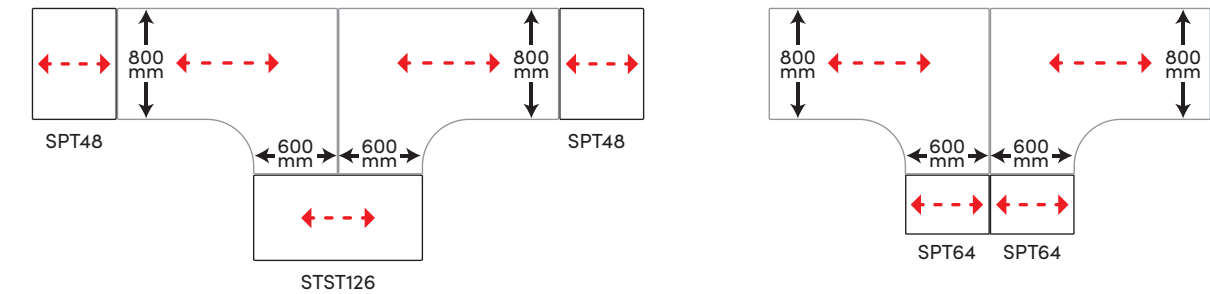
Product	Code	W mm	D mm	H mm
Under-desk fixed steel storage drawer.				
steel drawer unit with EVA foam layer shelf to store up to 17.3" laptop.	US022B	513	311	187



Tops for desk-high steel storage.



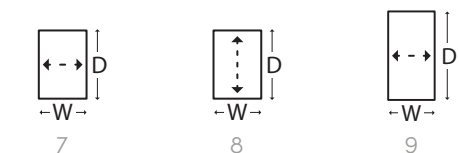
Our tops for desk high steel storage are designed to allow continuity of grain direction when positioned alongside a desk or other desk-high storage. The illustration below shows steel storage beside a 1600 x 1200 mm Universal Workstation. The dashed line denotes the grain direction of each item's top.



Product	Code	W mm	D mm	H mm
Steel tambour wood tops.				
1 803 mm wide tambour, grain direction front to back	STT68	803	600	25
2 803 mm wide tambour, grain direction side to side	STT86	803	600	25
3 1003 mm wide tambour, grain direction front to back	STT610	1003	600	25
4 1003 mm wide tambour, grain direction side to side	STT106	1003	600	25
5 1203 mm wide tambour, grain direction front to back	STT612	1203	600	25
6 1203 mm wide tambour, grain direction side to side	STT126	1203	600	25

Steel side filer wood tops.				
800 mm wide side filer, grain direction front to back	SSFT68	800	600	25
800 mm wide side filer, grain direction side to side	SSFT86	800	600	25
1000 mm wide side filer, grain direction front to back	SSFT610	1000	600	25
1000 mm wide side filer, grain direction side to side	SSFT106	1000	600	25

Steel cupboard wood tops.				
915 mm wide steel cupboard, grain direction front to back	SCT69	915	600	25
915 mm wide steel cupboard, grain direction side to side	SCT96	915	600	25



Product	Code	W mm	D mm	H mm
Steel pedestal wood tops.				
7 420 x 600 mm pedestal, grain direction side to side	SPT46	420	600	25
8 420 x 600 mm pedestal, grain direction front to back	SPT64	420	600	25
9 420 x 800 mm pedestal, grain direction side to side	SPT48	420	800	25



Tables.

Tables to keep pace with your evolving needs.

The best furniture designs are created with flexibility in mind. The beauty of our table solutions is that they can be moved and reconfigured to support even the fastest paced environments.

Discover table designs that complement your office aesthetic, while remaining adaptable to your evolving professional needs; changing from a relaxed meeting space one minute to a presentation space the next.

Education tables.

Seminar tables.

Brunel tables.

Bistro tables.

Tamar tilt-top tables.

Vee flip-top.

Truro.

Nero.

Bowcliffe.

Alpha.

Laptop tables.

Education tables.



A simple range of durable educational tables in different shapes and sizes with fully welded frames for added strength and stability.

Features & benefits.

- 25 mm thick tops with 2 mm ABS edge.
- Metalwork available in white, silver and black.
- Tables are five stackable for ease of storage.
- Frames are supplied with protection buffers to prevent damage during the stacking process.
- No ports or scoops to table tops.
- 40 mm crossrails for increased strength.

Finishes.

MFC TOPS		LEGS	
BE	Beech	SL	Silver
GR	Light Grey	WH	White
PC	Portofino Cherry	BK	Black
WH	White		
WA	Walnut		
MP	Maple		
VO	Verade Oak		

Build your code.


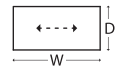

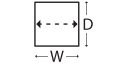



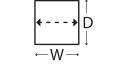
Specify product:
Square table 600 x 600 mm
MTW25066

Add top finish:
Verade Oak
MTW25066VO

Add frame finish:
White
MTW25066VOWH

Your code:
MTW25066VOWH



Product	Code	W mm	D mm	H mm
Rectangular table.  	MTW25126	1200	600	720
	MTW25146	1400	600	720
	MTW25127	1200	700	720
	MTW25147	1400	700	720
	MTW25148	1400	800	720
	MTW25168	1600	800	720
Square table.  	MTW25066	600	600	720
	MTW25077	700	700	720
	MTW25088	800	800	720
Semi-circular table.  	MSCTW25168	1600	800	720
Coffee table.  	MRT25066	600	600	365
	MRT25126	1200	600	365

Seminar tables.



These static or mobile tables have been designed to promote collaborative learning by facilitating flexible configurations for groups to work together.

Features & benefits.

- 25 mm thick tops with 2 mm ABS edge.
- Seminar tables are supplied as standard with lockable castors and can be easily reconfigured to meet any teaching requirements.
- 40 mm diameter tube leg frame.
- No ports or scoops to tops.
- Table available as static or mobile.
- Both static and mobile have 100 mm height adjustment.
- Radius corners on Plectrum Table. Square corners on Rectangular and Square Tables.

Finishes.

MFC TOPS

BE	Beech
GR	Light Grey
PC	Portofino Cherry
WH	White
WA	Walnut
MP	Maple
VO	Verade Oak

LEGS

SL	Silver
WH	White
BK	Black

Build your code.

Specify product:
Plectrum table with lockable castors
MSTC1616

Add top finish:
Verade Oak
MSTC1616VO

Add leg finish:
White
MSTC1616VOWH

Your code:
MSTC1616VOWH

Mobile or static options

Codes shown are for mobile tables. To select the static model, simply change the prefix at the start of the code from MSTC to MSTF.




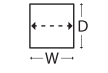

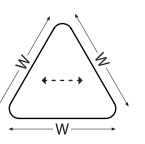


Height-adjustable castors
725-825 mm
MSTC25148



Height-adjustable feet
660-760 mm
MSTF25148



Product	Code	W mm	D mm	H mm
Rectangular tables with lockable castors.				
				
	MSTC25126	1200	600	725-825
	MSTC25146	1400	600	725-825
	MSTC25127	1200	700	725-825
	MSTC25147	1400	700	725-825
	MSTC25148	1400	800	725-825
	MSTC25168	1600	800	725-825
Square tables with lockable castors.				
				
	MSTC25066	600	600	725-825
	MSTC25077	700	700	725-825
	MSTC25088	800	800	725-825
Plectrum table with lockable castors.				
				
	MSTC1616	1600	-	725-825

Brunel tables.



A stylish range of coffee, dining and poseur tables for flexible working.

Features & benefits.

- 25 mm thick tops with 2 mm ABS edge.
- 80 mm diameter steel upright.
- 300 mm square steel top plate.
- 2-part quick assembly.
- Available in coffee, dining and poseur table height.
- Larger tops have wider bases to enhance stability.

Finishes.

MFC TOPS

- BE** Beech
- GR** Light Grey
- PC** Portofino Cherry
- WH** White
- WA** Walnut
- MP** Maple
- VO** Verade Oak

BRUNEL BASE

- SL** Silver
- WH** White
- BK** Black

Build your code.

Specify product:

600w x 600d
Circular poseur table
BRUP600D

Add top finish:

Verade Oak
BRUP600DVO








Add frame finish:

White
BRUP600DVOWH

Your code:

BRUP600DVOWH



Product	Code	W mm	D mm	H mm
Brunel circular coffee table.				
	BRUC600D	600	600	425
	BRUC900D	900	900	425
Brunel circular dining table.				
	BRUD800D	800	800	720
	BRUD1000D	1000	1000	720
	BRUD1200D	1200	1200	720
Brunel circular poseur table.				
	BRUP600D	600	600	1100
	BRUP900D	900	900	1100

Bistro tables.



A selection of modern bistro and coffee tables to suit any interior and budget. With round or square bases, these tables also come in a range of sizes.

Features & benefits.

- 25 mm thick tops with 2 mm ABS edge.
- Round trumpet base has a polished chrome finish.
- Flat square base has a brushed steel finish.

Finishes.

MFC TOPS

- BE** Beech
- GR** Light Grey
- PC** Portofino Cherry
- WH** White
- WA** Walnut
- MP** Maple
- VO** Verade Oak

Build your code.

Specify product:
Round poseur table
POSP600D

Add top finish:
Verade Oak
POSP600DVO

Your code:
POSP600DVO



Product	Code	W mm	D mm	H mm
Coffee tables.				
1 round with round trumpet base	POSC600D	600	600	455
round with round trumpet base	POSC700D	700	700	455
square with round trumpet base	POSC700SQ	700	700	455
square with flat square base	BOSC600SQ	600	600	465
2 square with flat square base	BOSC700SQ	700	700	465
Dining tables.				
round with round trumpet base	POSD600D	600	600	745
round with round trumpet base	POSD700D	700	700	745
round with round trumpet base	POSD900D	900	900	745
3 square with round trumpet base	POSD700SQ	700	700	745
square with round trumpet base	POSD900SQ	900	900	745
square with flat square base	BOSD600SQ	600	600	745
square with flat square base	BOSD700SQ	700	700	745
4 square with flat square base	BOSD900SQ	900	900	745
Poseur tables.				
5 round with round trumpet base	POSP600D	600	600	1125
6 square with flat square base	BOSP600SQ	600	600	1125

Tamar tilt top tables.



Tamar is an ideal table solution for flexible layouts, especially when storage space is limited. The tops can be flipped vertically and nested neatly away when not in use.

Features & benefits.

- 25 mm thick tops with 2 mm ABS edge.
- Tops lock into position using two individual thumb screws.
- Twin wheel locking castors.
- Tops can be linked using retro-fittable linking brackets on request.

Finishes.

MFC TOPS

- BE** Beech
- GR** Light Grey
- PC** Portofino Cherry
- WH** White
- WA** Walnut
- MP** Maple
- VO** Verade Oak

LEGS

- SL** Silver
- WH** White
- BK** Black

Build your code.



Specify product:
Semi-circular table
TSCFT168

Add top finish:
Verade Oak
TSCFT168VO

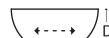

Add leg frame:
Silver
TSCFT168VOSL



Your code:
TSCFT168VOSL



Product	Code	W mm	D mm	H mm
Rectangular table.				
	TRFT126	1200	600	720
	TRFT147	1400	700	720
	TRFT128	1200	800	720
	TRFT148	1400	800	720
	TRFT168	1600	800	720

Trapezoidal table.				
	TTFT168	1600	800	720
				

Semi-circular table.				
	TSCFT168	1600	800	720
				

Product	Links per desk	Code
 Single link		
 Two links locked		
Links.		
for rectangular tables	12 singles	FTL12
for trapezoidal tables	8 singles	FTL8
for semi-circular tables	4 singles	FTL4

Tops are pre-drilled to accommodate links.

Vee flip-top.



Features & benefits.

- 25 mm tops with 2 mm ABS edge.
- Smooth radius corners to table tops.
- Arched leg base with elliptical profile.
- Leg bump protection with locking castors.
- Available in a range of metal or eco-friendly Trivalent chrome 3 finishes.
- Single hand operation release mechanism - release from either side.
- Unique leg rotation for efficient use of storage space.
- Tops are pre-drilled for links.

Finishes.

- MFC TOPS**
- BE** Beech
 - GR** Light Grey
 - PC** Portofino Cherry
 - WH** White
 - WA** Walnut
 - MP** Maple
 - VO** Verade Oak

- STANDARD LEGS**
- WH** White
 - BK** Black

- CHROME LEGS**
- CR** Chrome

Build your code.

Specify product:
Semi-barrel table
1600w/800d mm
VSBFT168

Add top finish:
Verade Oak
VSBFT168VO

Specify leg finish:
Chrome
VSBFT168VOCR

Your code:
VSBFT168VOCR

With rotating legs for neater nesting, Vee is an excellent choice for conference, office, meeting and training facilities where storage space is limited.



Product	Code	W mm	D mm	H mm
Rectangular table.				
	VRFT126	1200	600	750
	VRFT128	1200	800	750
	VRFT147	1400	700	750
	VRFT148	1400	800	750
	VRFT1575	1500	750	750
	VRFT168	1600	800	750
	VRFT188	1800	800	750
	VRFT189	1800	900	750

Semi-barrel table.				
	VSBFT168	1600	800	750
	VSBFT189	1800	900	750



Product	Links per desk	Code
Links.		
for rectangular tables	12 singles	FTL12
for semi-barrel tables	4 singles	FTL4

Tops are pre-drilled to accommodate links.

Truro.

Truro is set apart by its slimline structure and elegant tapering legs available in chrome, silver, white or black finishes.



Features & benefits.

- 25 mm thick MFC or cut-back MDF tops with 2 mm ABS edge.
- Smooth barrel shape top with radius corners.
- Tapered, angled leg 60 to 25 mm.
- Available in a range of metal or eco-friendly Trivalent chrome-3 finishes.
- Chrome effect foot leveller with anti-scratch pad.
- Full metal underframe.
- Tilt and drop under-table cable management - contact us for recommended length.

Finishes.

MFC TOPS

- BE** Beech
- GR** Light Grey
- PC** Portofino Cherry
- WH** White
- WA** Walnut
- MP** Maple
- VO** Verade Oak

MDF CUTBACK TOPS

- ZWH** White
- SL** Silver
- WH** White
- BK** Black

STANDARD LEGS (Std)

- SL** Silver
- WH** White
- BK** Black

CHROME LEGS

- CR** Chrome

Build your code.

Specify product:

1600w/1600d mm
Round table
TRRT16

Add top finish:

Beech
TRRT16BE

Specify leg finish:

Chrome
TRRT16BECR

Your code:

TRRT16BECR



Top	Code	W mm	D mm	H mm
Square barrel table.				
1 piece	TRBT1212	1200	1200	730
1 piece	TRBT1414	1400	1400	730
1 piece	TRBT1616	1600	1600	730

Rectangular barrel table.

1 piece	TRBT2412	2400	1200	730
1 piece	TRBT2414	2400	1400	730
2 1 piece	TRBT2416	2400	1600	730
2 2 piece	TRBT3012	3000	1200	730
2 2 piece	TRBT3014	3000	1400	730
2 2 piece	TRBT3016	3000	1600	730
2 2 piece	TRBT3412	3400	1200	730
2 2 piece	TRBT3414	3400	1400	730
2 2 piece	TRBT3416	3400	1600	730
2 2 piece	TRBT4212	4200	1200	730
2 2 piece	TRBT4214	4200	1400	730
3 2 piece	TRBT4216	4200	1600	730
2 2 piece	TRBT4614	4600	1400	730
2 2 piece	TRBT4616	4600	1600	730

Round table.

4 1 piece	TRRT14	1400	1400	730
1 piece	TRRT16	1600	1600	730

Product	Code	W mm	D mm	H mm
Cable dump, black.				
for 1000 mm long tables	NBCD0810BK	850	382	110
for 1200 and 1400 mm long tables	NBCD1214BK	1050	382	110
for 1600 and 1800 mm long tables	NBCD1618BK	1450	382	110



Nero.

Nero is designed to be simple, tough, and beautiful. Its legs are crafted from chunky solid oak or black metal, creating a modern masterpiece in the workplace.



Features & benefits.

- 25 mm thick tops with 2 mm ABS edge.
- Smooth radius corners to table tops.
- 100 x 40 mm architectural A-frame leg.
- Legs are set in from all table edges for increased leg space.
- Metal underframe in black only.
- Legs in black metal or FSC certified solid oak.
- +15 mm height levelling.
- Tilt and drop under-table cable management - contact us for recommended length.
- Optional in-surface power modules (on rectangular tops only).

Finishes.

MFC TOPS

- BE** Beech
- GR** Light Grey
- PC** Portofino Cherry
- WH** White
- WA** Walnut
- MP** Maple
- VO** Verade Oak

LEGS

- M** Metal (Black)
- W** Wood (Oak)

Build your code.

Specify product:

Round table
1400w/1400d mm
NRDT14

Specify top finish:

Beech
NRDT14BE

Specify leg finish:

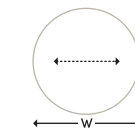
Oak
NRDT14BEW

Your code:

NRDT14BEW

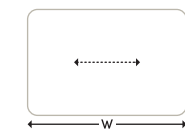


Product	Top	Code	W mm	D mm	H mm
Round table.	1 piece	NRDT14	1400	1400	747
	1 piece	NRDT16	1600	1600	747



One piece rectangular table.

1 piece	NRT2012	2000	1200	747
1 piece	NRT2412	2400	1200	747
1 piece	NRT2016	2000	1600	747
1 piece	NRT2416	2400	1600	747



Two piece rectangular table.

2 piece	NRT3412	3400	1200	747
2 piece	NRT3812	3800	1200	747
2 piece	NRT4212	4200	1200	747
2 piece	NRT4612	4600	1200	747
2 piece	NRT3416	3400	1600	747
2 piece	NRT3816	3800	1600	747
2 piece	NRT4216	4200	1600	747
2 piece	NRT4616	4600	1600	747



Product	Code	W mm	D mm	H mm
Cable dump, black. for 1000 mm tables	NBCD0810BK	850	382	110
for 1200 and 1400 mm tables	NBCD1214BK	1050	382	110
for 1600 and 1800 mm tables	NBCD1618BK	1450	382	110



Bowcliffe meeting tables.

10 YEAR
WARRANTY



Features & benefits.

- 25 mm thick MFC and cut-back MDF tops with 2 mm ABS edge.
- FSC certified solid oak angled legs.
- Metal-to-metal fixings connect tops to frame.
- Anti-static foot glide to leg base.
- Plus 15 mm height levelling.

Finishes.

MFC TOPS

- BE** Beech
GR Light Grey
PC Portofino Cherry
WH White
WA Walnut
MP Maple
VO Verade Oak

MDF CUTBACK TOPS

- ZWH** White

METALWORK

- SL** Silver
WH White
BK Black

LEGS

Oak as standard

If black legs required, please suffix your code with BKO.

Build your code.

Specify product:

2000 mm wide rectangular table
BOWM2012R

Add top finish:

White
BOWM2012RWH

Add metalwork finish:


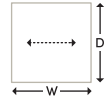

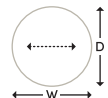


White metalwork
BOWM2012RWHWH

Your code:

BOWM2012RWHWH

Bowcliffe meeting tables are available in a wide range of top finishes, shapes and sizes.



Product	Info	Code	W mm	D mm	H mm
Square meeting table.  	Sits 4	BOWL1212S	1200	1200	740
Circular meeting table.  	Sits 4	BOWL1212C	1200	1200	740
Rectangular meeting table.  	Sits 4-6 1 piece top Sits 6-8 2 piece top Sits 10-12 2 piece top	BOWM2012R BOWM3012R BOWM3612R	2000 3000 3600	1200 1200 1200	740 740 740

Please contact our sales team for details of the full range of table shapes, sizes and optional extras.

Bowcliffe breakout tables.

Features & benefits.

- 25 mm thick MFC and cut-back MDF tops with 2 mm ABS edge.
- FSC certified solid oak angled legs.
- Black oak legs available.
- Various height table solutions.
- Metal-to-metal fixings connect tops to frame.
- Anti-static foot glide to leg base.
- Plus 15 mm height levelling.

Finishes.

MFC TOPS

- BE** Beech
GR Light Grey
PC Portofino Cherry
WH White
WA Walnut
MP Maple
VO Verade Oak

MDF CUTBACK TOPS

- ZWH** White

METALWORK

- SL** Silver
WH White
BK Black

LEGS

Oak as standard

If black legs required, please suffix your code with BKO.

Build your code.

Specify product:

600 mm dia
 circular coffee table
BOWCC600C

Add top finish:

White
BOWCC600CWH

Add metalwork finish:

White metalwork
BOWCC600CWHWH




Your code:

BOWCC600CWHWH






An ideal table solution for a wide number of settings.

Coffee tables.

Product	Info	Code	W mm	D mm	H mm
Soft square coffee table. 	Sits 4	BOWCC0606S	600	600	455
Soft rectangular coffee table. 	Sits 6	BOWCC1206R	1200	600	455
Circular coffee table. 	3 leg 4 leg	BOWCC600C BOWCC900C	600 900	600 900	455 455

Dining tables.

Product	Info	Code	W mm	D mm	H mm
Soft square 4 leg dining table. 	Sits 4	BOWCD7575S	750	750	740
Soft rectangular 4 leg dining table. 	Sits 6	BOWCD1575R	1500	750	740
Circular dining table. 	4 leg 4 leg	BOWCD1000C BOWCD1500C	1000 1500	1000 1500	740 740

Bowcliffe poseur tables & stools.

Features & benefits.

- 25 mm thick MFC and cut-back MDF tops with 2 mm ABS edge.
- FSC certified solid oak angled legs.
- Black oak legs available.
- Various height table solutions.
- Metal-to-metal fixings connect tops to frame.
- Anti-static foot glide to leg base.
- Plus 15 mm height levelling.

Finishes.

MFC TOPS

- BE** Beech
GR Light Grey
PC Portofino Cherry
WH White
WA Walnut
MP Maple
VO Verade Oak

MDF CUTBACK TOPS

- ZWH** White

METALWORK

- SL** Silver
WH White
BK Black

LEGS

Oak as standard

If black legs required, please suffix your code with BKO.

Build your code.

Specify product:

2000 mm wide rectangular poseur table
BOWP2012R

Add top finish:

White
BOWP2012RWH

Add metalwork finish:

White metalwork
BOWP2012RWHWH









Your code:

BOWP2012RWHWH



Oak leg poseur tables and stools to match the Bowcliffe range for collaborative or informal work.

Poseur tables.

Product	Info	Code	W mm	D mm	H mm
Soft square 4 leg poseur tables.					
		Sits 4	BOWCP800S	800	800 1100
Circular 4 leg poseur tables.					
		Sits 4	BOWCP800C	800	800 1100
Rectangular poseur tables.					
		4 leg/sits 6-8	BOWP2012R	2000	1200 1100
		6 leg/sits 8-10	BOWP3012R	3000	1200 1100
		8 leg/sits 12-14	BOWP4512R	4500	1200 1100
D-end poseur tables.					
		4 leg/sits 6-8	BOWP2012D	2000	1200 1100
		6 leg/sits 8-10	BOWP3012D	3000	1200 1100
		8 leg/sits 12-14	BOWP4512D	4500	1200 1100



Bowcliffe stools.

Product	Code	W mm	D mm	H mm
Low stool.				
1 3 leg low stool, oak legs	BOWSLS	375	375	500
High stool.				
2 4 leg high stool, oak legs	BOWSHS	518	518	830
Bench stool.				
3 4 leg bench stool, oak legs	BOWSB	1180	407	500

Metal joining bracket can be specified in white WH, silver SL and black BL. High stool will be supplied with matching footring. Please specify when ordering e.g. high stool with white joining bracket and footring: **BOWSHSWH**.

Alpha. Agile breakout. 'A' frame style leg 'dining height'

Features & benefits.

- 25 mm thick top with 2 mm edge.
- Metal-to-metal fixings substructure to the tabletop.
- Robust 60 x 30 mm profile 'A' style mobile metal leg.
- Side-to-side leg sharing.
- Dining and high level poseur height tops.
- Available with or without 'over the top arch frame'.
- Locking castors for easy relocation.
- Store away seat bench for dining height tables.
- TV mount for overhead frame.
- Grid tray & plant box available for overhead frame.

Finishes.

MFC TOPS

- BE** Beech
GR Light Grey
PC Portofino Cherry
WH White
WA Walnut
MP Maple
VO Verade Oak

LEGS

- SL** Silver
WH White
BK Black

Build your code.

Specify product:

1200w / 700d
 Alpha Agile
 Breakout Dining
AABD1207

Add top finish:

Verade Oak
AABD1207VO

Add metalwork finish:

White
AABD1207VOWH

Your code:

AABD1207VOWH



Product	Code	W mm	D mm	Top H mm	Total H mm
---------	------	------	------	----------	------------

Agile breakout dining table 700mm deep.

single piece top	AABD1207	1200	700	740	NA
single piece top	AABD1407	1400	700	740	NA
single piece top	AABD1607	1600	700	740	NA
single piece top	AABD1807	1800	700	740	NA

Agile breakout dining table 1000mm deep.

single piece top	AABD1210	1200	1000	740	NA
single piece top	AABD1410	1400	1000	740	NA
single piece top	AABD1610	1600	1000	740	NA
single piece top	AABD1810	1800	1000	740	NA

Agile breakout dining table 700mm deep.

two piece top	AABD2407	2400	700	740	NA
two piece top	AABD2807	2800	700	740	NA
two piece top	AABD3207	3200	700	740	NA
two piece top	AABD3607	3600	700	740	NA

Agile breakout dining table 1000mm deep.

two piece top	AABD2410	2400	1000	740	NA
two piece top	AABD2810	2800	1000	740	NA
two piece top	AABD3210	3200	1000	740	NA
two piece top	AABD3610	3600	1000	740	NA

Agile breakout 'arch frame' dining table 1000mm deep.

single piece top	AABDA1210	1200	1000	740	1940
single piece top	AABDA1410	1400	1000	740	1940
single piece top	AABDA1610	1600	1000	740	1940
single piece top	AABDA1810	1800	1000	740	1940

Agile breakout 'arch frame' dining table 1000mm deep.

two piece top	AABDA2410	2400	1000	740	1940
two piece top	AABDA2810	2800	1000	740	1940
two piece top	AABDA3210	3200	1000	740	1940
two piece top	AABDA3610	3600	1000	740	1940



Product	Code	W mm	D mm	Seat H mm
---------	------	------	------	-----------

Alpha Breakout Seat.

seat for 1200mm wide table	ABS12	1000	350	410
seat for 1400mm wide table	ABS14	1200	350	410
seat for 1600mm wide table	ABS16	1400	350	410
seat for 1800mm wide table	ABS18	1600	350	410

Important: * Please detail finishes as narrative at point of order *

10 YEAR

WARRANTY



Alpha. Agile breakout. 'A' frame style leg 'poseur height'

Features & benefits.

- 25 mm thick top with 2 mm edge.
- Metal-to-metal fixings substructure to the tabletop.
- Robust 60 x 30 mm profile 'A' style mobile metal leg.
- Side-to-side leg sharing.
- Dining and high level poseur height tops.
- Available with or without 'over the top arch frame'.
- Locking castors for easy relocation.
- Store away seat bench for dining height tables.
- TV mount for overhead frame.
- Grid tray & plant box available for overhead frame.

Finishes.

MFC TOPS

WH	White
VO	Verade Oak
MP	Maple
BE	Beech
GR	Light Grey
PC	Portofino Cherry
WA	Walnut

LEGS

SL	Silver
WH	White
BK	Black

Build your code.

Specify product:

1200w / 700d
Alpha Agile
Breakout Dining
AABP1207

Add top finish:

Verade Oak
AABP1207VO

Add metalwork finish:





White
AABD1207VOWH

Your code:

AABP1207VOWH



Product	Code	W mm	D mm	Top H mm	Total H mm
Agile breakout poseur table 700mm deep.					
single piece top	AABP1207	1200	700	1100	NA
single piece top	AABP1407	1400	700	1100	NA
single piece top	AABP1607	1600	700	1100	NA
single piece top	AABP1807	1800	700	1100	NA
Agile breakout poseur table 1000mm deep.					
1 single piece top	AABP1210	1200	1000	1100	NA
single piece top	AABP1410	1400	1000	1100	NA
single piece top	AABP1610	1600	1000	1100	NA
single piece top	AABP1810	1800	1000	1100	NA
Agile breakout poseur table 700mm deep.					
two piece top	AABP2407	2400	700	1100	NA
two piece top	AABP2807	2800	700	1100	NA
two piece top	AABP3207	3200	700	1100	NA
two piece top	AABP3607	3600	700	1100	NA
Agile breakout poseur table 1000mm deep.					
2 two piece top	AABP2410	2400	1000	1100	NA
two piece top	AABP2810	2800	1000	1100	NA
two piece top	AABP3210	3200	1000	1100	NA
two piece top	AABP3610	3600	1000	1100	NA
Agile breakout 'arch frame' poseur table 1000mm deep.					
3 single piece top	AABPA1210	1200	1000	1100	1940
single piece top	AABPA1410	1400	1000	1100	1940
single piece top	AABPA1610	1600	1000	1100	1940
single piece top	AABPA1810	1800	1000	1100	1940
Agile breakout 'arch frame' poseur table 1000mm deep.					
4 two piece top	AABPA2410	2400	1000	1100	1940
two piece top	AABPA2810	2800	1000	1100	1940
two piece top	AABPA3210	3200	1000	1100	1940
two piece top	AABPA3610	3600	1000	1100	1940

Product	Code	W mm	D mm	H mm	
Grid tray for overhead frame (suffix code for metal tray colour).					
	Sits inside the overhead rails	ABGT	400	300	40
Planter boc for overhead frame (suffix code for metal box colour).					
	Metal box includes plastic liner	ABPBX	400	300	100
Frame mount for monitor bracket (black only).					
	Used on dining HT table	ABFMMBDTBK	500	60	100
	Used on Poseur HT table	ABFMMBPTBK	400	60	100
Monitor bracket (black only)					
	Used with frame mount monitor bracket	ABMBBK	400	50	400

10 YEAR
WARRANTY



Laptop tables.



With a slender aesthetic, these laptop tables suit both executive, breakout and residential settings.



Product	Code	W mm	D mm	H mm
Height-adjustable laptop tables.				
1 black frame	LPT1BL	520	380	625-1050
2 white frame	LPT1WH	520	380	625-1050
3 silver frame	LPT1SL	520	380	625-1050

Tops available in White (WHT), Black (BLT), and Beech (BE). E.g. LPT1BLWHT - black frame with white top.



Product	Code	W mm	D mm	H mm
Fixed height metal laptop tables.				
4 black metal frame and top	LPT2BL	500	300	650
5 white metal frame and top	LPT2WH	500	300	650
silver metal frame and top	LPT2SL	500	300	650



Product	Code	W mm	D mm	H mm
Brunel laptop table.				
black frame	BRULTBL	670	480	690
white frame	BRULTWH	670	480	690
6 silver frame	BRULTSL	670	480	690

Tops available in Beech (BE), Light Grey (LG), Portofino Cherry (PC), White (WH), Walnut (WA), Maple (MP) and Verade Oak (VO). E.g. BRULTBLVO - black frame laptop table with Verade Oak top.



Storage.

Organisation made easy.

Ample office storage is of vital importance for any productive working environment. Our collection of lockers, filing cabinets, shelving and accessories is able to meet the growing demands of a busy setting, while making organisation effortless.

In addition to a variety of different design options, our products are also available in a choice of finishes. This allows you to take advantage of spacious storage solutions without interrupting the aesthetic of your office.

Moda steel pedestals.

Standard pedestals.

Standard storage.

Standard tambours.

Lockers.

Steel pedestals.

Kontrax cupboards.

Kontrax side tambours.

MFC side tambour & steel

Kontrax storage internals

Kontrax lockers.

Moda steel pedestals.



Moda under desk mobile pedestals offer a stylish rounded edge feature.

These pedestals have three spacious drawer cabinets that are ideal for any office and perfect for organising files and locking away personal items.

Features & benefits.

- Available in three colours –black, white and silver.
- Black steel drawer internals.
- Modern 3mm thick low profile steel top.
- Smooth radius ends to drawer fronts.
- Discreet integrated finger recess along full height of drawer sides.
- Full extension ball bearing runners on all drawers.
- Integrated anti-tilt mechanism on each drawer.
- Anti-tilt wheel fitted to bottom file drawer.
- File drawer designed to hold A4 and Foolscap filing.
- Low profile castors.
- Twin key locking bar system.
- Folding key fob / master key available.
- Includes pen tray.



Standard pedestals.



A simple, affordable desk storage collection in a range of sizes and finishes.

Features & benefits.

- 18 mm tops on high mobile peds
25 mm tops on low mobile and desk high peds
- Full depth 18 mm thick MFC wrap to file drawer
- Side finger pull to drawer front
- Steel sides and runners to upper drawer
Full extension ball bearing runners to file drawer
- Adjustable A4/Foolscap rail in file drawer
- Twin key locking bar system.
- 50 mm diameter castors

Finishes.

- MFC FINISHES**
- BE** Beech
 - GR** Light Grey
 - PC** Portofino Cherry
 - WH** White
 - WA** Walnut
 - MP** Maple
 - VO** Verade Oak

Build your code.

- Specify product:**
High mobile 3 drawer ped
HIGMP
- Add finish:**
Beech
HIGMPBE
- Your code:**
HIGMPBE



Product	Code	W mm	D mm	H mm
Pedestals.				
1 Low mobile 2 drawer ped	MP2C	400	500	546
2 Low mobile 3 drawer ped	MP3C	400	500	546
3 High mobile 3 drawer ped*	HIGMP	400	600	639
4 Desk-high 3 drawer ped	DHP3C6	400	600	720
Desk-high 3 drawer ped	DHP3C8	400	800	720

For raising MFC desk high pedestal storage unit from 720-760 (recommended for New Bench Lite and Dali range) **SUHAFP**

* High mobile ped not recommended with cable basket fitted to inside of modesty panel on Aston desking and 1200 mm deep benching.



Product	Code	W mm	D mm	H mm
Moda L pedestal.				
1 White – 2 shallow + 1 filing drawer	MP3LWHT	300	540	580
2 Silver – 2 shallow + 1 filing drawer	MP3LSLV	300	540	580
3 Black – 2 shallow + 1 filing drawer	MP3LBLK	300	540	580
Moda Plus pedestal.				
4 White – 2 shallow + 1 filing drawer	MP3PLUSWHT	390	540	580
5 Silver – 2 shallow + 1 filing drawer	MP3PLUSSLV	390	540	580
6 Black – 2 shallow + 1 filing drawer	MP3PLUSBLK	390	540	580

Standard storage.

Features & benefits.

- 18 mm thick MFC.
- Multiple shelf adjustment by 32 mm pitch/5 positions.
- On 1850 mm high units, the shelf at 720 mm from the ground is fixed in position.
- 25 mm thick friction glide, +8 mm levelling (Adjust using an Allen key from inside of base).
- Fixing and access holes covered with colour match caps.
- Locking doors with folding key fob.
- Back-to-back fixings should be used, especially on tall units and where doors are fitted.

Finishes.

MFC FINISHES

- BE** Beech
- GR** Light Grey
- PC** Portofino Cherry
- WH** White
- WA** Walnut
- MP** Maple
- VO** Verade Oak

Build your code.

Specify product:

1130 mm high bookcase
BC1130

Add finish:

Beech
BC1130BE

Your code:

BC1130BE



Bookcases, cupboards and combination units designed to organise your workspace.

Effective working environments rely on a range of different storage options to help shape an organised workspace.



Product	Code	W mm	D mm	H mm	
Bookcases.					
1	725 mm desk high bookcase, 1 shelf	BC725	800	420	725
2	1130 mm high bookcase, 2 shelves	BC1130	800	420	1130
3	1490 mm high bookcase, 3 shelves	BC1490	800	420	1490
4	1850 mm high bookcase, 4 shelves	BC1850	800	420	1850



Product	Code	W mm	D mm	H mm	
Cupboards.					
5	725 mm desk high cupboard, 1 shelf	BC725D	800	420	725
6	1130 mm high cupboard, 2 shelves	BC1130D	800	420	1130
7	1490 mm high cupboard, 3 shelves	BC1490D	800	420	1490
8	1850 mm high cupboard, 4 shelves	BC1850D	800	420	1850

Combination unit.

9	1850 mm high combination storage	BC1850CD	800	420	1850
---	----------------------------------	----------	-----	-----	------

Standard tambours.



Features & benefits.

- Tambour doors are silver as standard. Graphite is available at no extra cost. Please specify on order.
- 18 mm sides and back, 25 mm top and base.
- Lockable doors with magnetic door slam.
- All units are supplied with height-levelling feet which are accessible from inside the unit.
- See Kontrax accessories page for internals.

Finishes.

MFC FINISHES

- BE** Beech
- GR** Light Grey
- PC** Portofino Cherry
- WH** White
- WA** Walnut
- MP** Maple
- VO** Verade Oak

TAMBOUR DOOR

- SL** Silver
- GR** Graphite

Build your code.

Specify product:

1925 mm high Tambour unit
BT1925

Add carcass finish:

Beech
BT1925BE

Add tambour finish:


Graphite
BT1925BEGR

Your code:

BT1925BEGR

Tambour units offer the storage you need while requiring minimal floor space.

Office space can be at a premium – tambour door storage offers the ideal solution. Silver or graphite tambour doors combined with a wide range of MFC carcass finishes complement the rest of your furnishings.



Product	Code	W mm	D mm	H mm
1 supplied with single wooden shelf *	BT708	800	530	720
2 supplied with single wooden shelf *	BT710	1000	530	720
3 supplied empty	BT982	1060	530	982
4 supplied empty	BT1245	1060	530	1245
5 supplied empty	BT1576	1060	530	1576
6 supplied empty	BT1925	1060	530	1925

Side tambour units.

For raising MFC desk high side tambour storage unit from 720-760 SUHAFP (recommended for New Bench Lite and Dali range)

*720 mm high units will not accept any of the internal fitments listed on the internals pages. For 1060 mm wide storage unit internals choose Kontrax Internals 1000 mm wide only. Orders should clearly state which tambour finish is required. If no colour stated on order, silver tambour doors will be supplied.

For shelving and internals, see Kontrax Internals page.

Tambour door options.



Lockers.

The minimal design of these lockers gives way to spacious internal storage.

These personal lockers offer permanent staff or temporary visitors a secure place to keep their personal belongings.



Features & benefits.

- 25 mmm thick MFC top and base.
- Left or right door hinge options.
- Doors are the same size on each unit .
- Choice of lock solutions.
- Height levelling feet accessed from inside of unit.

internal storage dimension 467w x 460d mm

Unit height (mm)	No. of doors high	Internal height (mm)
720 high unit	2	317
1200 high unit	3	354
1600 mm high unit	2	757
1600 high unit	4	359

Finishes.

MFC FINISHES

- BE** Beech
- GR** Light Grey
- PC** Portofino Cherry
- WH** White
- WA** Walnut
- MP** Maple
- VO** Verade Oak

Build your code.

Specify product:

slim two door locker,
720 mm high, left hinges
MOQZR0752L

Specify finish:

Beech
MOQZR0752LBE

Your code:

MOQZR0752LBE



Product	Left Hinge Code	Right Hinge Code	W mm	D mm	H mm
---------	-----------------	------------------	------	------	------

slim two door lockers, 720 mm high.



with rim locks	MOQZR0752L	MOQZR0752R	505	500	720
with pull handle and lock	MOQZH0752L	MOQZH0752R	505	500	720
with combination locks	MOQZC0752L	MOQZC0752R	505	500	720
with digital locks	MOQZA0752L	MOQZA0752R	505	500	720

wide four door lockers, 720 mm high.



with rim locks	MOQZR0714L	MOQZR0714R	1000	500	720
with pull handle and lock	MOQZH0714L	MOQZH0714R	1000	500	720
with combination locks	MOQZC0714L	MOQZC0714R	1000	500	720
with digital locks	MOQZA0714L	MOQZA0714R	1000	500	720

slim three door lockers, 1200 mm high.



with rim locks	MOQZR1253L	MOQZR1253R	505	500	1200
with pull handle and lock	MOQZH1253L	MOQZH1253R	505	500	1200
with combination locks	MOQZC1253L	MOQZC1253R	505	500	1200
with digital locks	MOQZA1253L	MOQZA1253R	505	500	1200

wide six door lockers, 1200 mm high.



with rim locks	MOQZR1216L	MOQZR1216R	1000	500	1200
with pull handle and lock	MOQZH1216L	MOQZH1216R	1000	500	1200
with combination locks	MOQZC1216L	MOQZC1216R	1000	500	1200
with digital locks	MOQZA1216L	MOQZA1216R	1000	500	1200

slim four door lockers, 1600 mm high.



with rim locks	MOQZR1654L	MOQZR1654R	505	500	1600
with pull handle and lock	MOQZH1654L	MOQZH1654R	505	500	1600
with combination locks	MOQZC1654L	MOQZC1654R	505	500	1600
with digital locks	MOQZA1654L	MOQZA1654R	505	500	1600

wide eight door lockers, 1600 mm high.



with rim locks	MOQZR1618L	MOQZR1618R	1000	500	1600
with pull handle and lock	MOQZH1618L	MOQZH1618R	1000	500	1600
with combination locks	MOQZC1618L	MOQZC1618R	1000	500	1600
with digital locks	MOQZA1618L	MOQZA1618R	1000	500	1600

slim two door lockers, 1600 mm high.



with rim locks	MOQZR1652L	MOQZR1652L	505	500	1600
with pull handle and lock	MOQZH1652L	MOQZH1652L	505	500	1600
with combination locks	MOQZC1652L	MOQZC1652L	505	500	1600
with digital locks	MOQZA1652L	MOQZA1652L	505	500	1600

wide four door lockers, 1600 mm high.



with rim locks	MOQZR1614L	MOQZR1614R	1000	500	1600
with pull handle and lock	MOQZH1614L	MOQZH1614R	1000	500	1600
with combination locks	MOQZC1614L	MOQZC1614R	1000	500	1600
with digital locks	MOQZA1614L	MOQZA1614R	1000	500	1600



Steel pedestals.



An ideal personal storage solution for any desk, this range includes beam, under-desk and desk-high models.

All units offer anti-tilt functionality built in as standard. Concealed finger pulls on both sides of the drawers finish off the clean lines of this range.

Features & benefits.

- 5 year guarantee.
- FIRA certified 20 Kg carrying capacity per personal drawer.
- 40 Kg suspension file carrying capacity per filing drawer.
- 5th wheel provides anti-tilt.
- 2 key mastered series.
- Adjustable feet allow levelling with desk.
- For MFC tops for desk-high pedestals, see desk accessories page.
- Desk height storage can be levelled from 720mm to 747mm includes 25mm MFC top.

Finishes.

STEEL FINISHES

- 052** Silver
- 003** Black
- 002** Light Grey
- 012** Graphite Grey
- 042** Goose Grey
- 004** Coffee & Cream
- 001** Beige & Brown
- 017** Satin White
- 680** Traffic White

Build your code.

Specify product:
Mobile classic pedestal
PDCL605D52P

Specify finish:
Silver
PDCL605D52P052

Your code:
PDCL605D52P052

Steel finishes.



Product	Code	W mm	D mm	H mm	
Mobile beam pedestals.					
1	Classic 2 shallow + 1 filing drawer Only available in Traffic White Semi-gloss, Black and Silver as standard.	PDCL605D52P	390	520	600
2	4 shallow drawers	PD4B53SD57	300	520	600
3	2 shallow + 1 filing drawer (reduced height)	PDRH53SD57	300	520	565
4	2 shallow + 1 filing drawer	PDCL60MI52P	300	520	600
5	4 shallow drawers	PD4B54SD57	420	520	600
6	2 shallow + 1 filing drawer (reduced height)	PDRH54SD57	420	520	565



Product	Code	W mm	D mm	H mm	
Mobile under-desk pedestals.					
7	3 shallow drawers	PD3U55RW57	300	570	505
8	1 shallow + 1 filing drawer	PDUD55RW57	300	570	505
9	3 shallow drawers	PD3U55SD57	420	570	505
10	1 shallow + 1 filing drawer	PDUD55SD57	420	570	505
11	2 filing drawers	PDUD52SD57	420	570	660
12	2 shallow + 1 filing drawer	PDUD50SD57	420	570	660



Product	Code	W mm	D mm	H mm	
Static desk-high pedestals with adjustable feet.					
13	2 shallow + 1 filing drawer	PDDH63SD	420	600	690
14	2 shallow + 1 filing drawer	PDDH83SD	420	800	690

For wooden tops, please see desking accessories section.

Accessories.

Black pen tray for shallow drawers PD420PT

Kontrax cupboards.

5 YEAR
WARRANTY

Features & benefits.

- 5-Year guarantee.
- FIRA certified.
- 2 Key mastered series.
- Full length door stiffeners.
- Available assembled or flat packed.
- Kontrax flat pack unit supplied with Graphite shelves.
- Desk height storage can be levelled from 720mm to 747mm includes 25mm MFC top.

Finishes.

STEEL FINISHES

- 052** Silver
- 003** Black
- 002** Light Grey
- 012** Graphite Grey
- 042** Goose Grey
- 004** Coffee & Cream
- 001** Beige & Brown
- 017** Satin White (POA)
- 680** Traffic White (POA)

Build your code.

Specify product:

690 mm high cupboard
CUEC2ASD

Specify finish:

Silver
CUEC2ASD052

Your code:

CUEC2ASD052

Steel finishes.



Kontrax cupboards offer an economical solution to filing and storage requirements.

With flat-pack and assembled options, these units offer ease of storage, delivery and installation in restricted areas.



Product	Code	W mm	D mm	H mm
2 Door Cupboards - Assembled.				
690 mm high cupboard, supplied empty	CUEC2ASD	915	458	690
1020 mm high cupboard, supplied empty	CUEC4ASD	915	458	1020
1650 mm high cupboard, supplied empty	CUEC6ASD	915	458	1650
1830 mm high cupboard, supplied empty	CUEC7ASD	915	458	1830
1950 mm high cupboard, supplied empty	CUEC8ASD	915	458	1950

Units are supplied empty. For internal fitments and accessories, see Kontrax Internals.
For 915 mm wide units – choose Kontrax Internals 1000 mm wide only.

2 Door Cupboards - Flat Pack.

1020 mm high cupboard in grey, 1 shelf	CUEC4FGS	915	458	1020
1830 mm high cupboard in grey, 3 shelves	CUEC7FGS	915	458	1830

Flatpack cupboards are only available in Light Grey, Black and Traffic White.
Installation of flatpack cupboards will incur an additional charge.

Accessories.

Levelling feet	LF (add to end of product code)
Security bar for assembled 1830 mm high units	SB (add to end of product code)
Security bar for assembled 1020 mm high units	SB (add to end of product code)
Security bar for assembled 690 mm high units	SB (add to end of product code)
MFC tops single units (Top size 915w x 458d mm)	SCT94
MFC tops for 2 back-to-back units (Top size 916w x 916d mm)	SCT99
25 mm MFC tops for desk-high units – see desk accessories	



Kontrax side tambours.

Features & benefits.

- 5-Year guarantee.
- FIRA certified.
- 2 Key mastered series.
- Smooth running track.
- Magnetic handle strip.
- Lowered plinth on 690 mm units to allow for increased filing.
- Desk height storage can be levelled from 720mm to 747mm includes 25mm MFC top.

Finishes.

STEEL FINISHES

- 052** Silver
- 003** Black
- 002** Light Grey
- 012** Graphite Grey
- 042** Goose Grey
- 004** Coffee & Cream
- 001** Beige & Brown
- 017** Satin White (POA)
- 680** Traffic White (POA)

TAMBOUR DOOR

- SL** Silver
- GR** Graphite

Build your code.

Specify product:
690 mm high tambour
SCST2EOW

Specify steel finish:
Silver
SCST2EOW052

Specify tambour finish:
Silver
SCST2EOW052SL

Your code:
SCST2EOW052SL

Steel finishes.



Kontrax steel side tambours are a cost-effective, space-efficient solution for mixed use office storage.

Choose from three widths of 803 mm, 1003 mm and 1203 mm and a range of heights, for effective space planning without compromising budgets.



Product	Code	W mm	D mm	H mm
800 mm wide steel tambours.				
690 mm high tambour	SCST2EOW	803	507	690
1016 mm high tambour	SCST4EOW	803	507	1016
1320 mm high tambour	SCST9EOW	803	507	1320
1651 mm high tambour	SCST6EOW	803	507	1651
1950 mm high tambour	SCSTSSOW	803	507	1950

1000 mm wide steel tambours.				
690 mm high tambour	SCST2ESD	1003	507	690
1016 mm high tambour	SCST4ESD	1003	507	1016
1320 mm high tambour	SCST9ESD	1003	507	1320
1651 mm high tambour	SCST6ESD	1003	507	1651
1950 mm high tambour	SCSTSSSD	1003	507	1950

1200 mm wide steel tambours.				
690 mm high tambour	SCST2ETE	1203	507	690
1016 mm high tambour	SCST4ETE	1203	507	1016
1320 mm high tambour	SCST9ETE	1203	507	1320
1651 mm high tambour	SCST6ETE	1203	507	1651
1950 mm high tambour	SCSTSSSTE	1203	507	1950

Units are supplied empty. For internal fitments and accessories, see Kontrax accessories page.
 For 803 mm wide units choose from Kontrax Internals 800 mm wide only.
 For 1003 mm wide units choose from Kontrax Internals 1000 mm wide only.
 For 1203 mm wide units choose from Kontrax Internals 1200 mm wide only.
 Tops available for desk-high units – see desk accessories page.

MFC tops for single units	Code	Price £	MFC tops for back-to-back units	Code
for 803 mm wide tambour	STT85	170	for 803 mm wide tambour	STT810
for 1003 mm wide tambour	STT105	196	for 1003 mm wide tambour	STT1010
for 1203 mm wide tambour	STT125	221	for 1203 mm wide tambour	STT1210



MFC side tambour & steel Kontrax storage internals.



With a variety of internals available, all your storage requirements are covered.



Internals on this page can be used in Kontrax Cupboards and Side Tambours.



Product	Code	W mm
Wardrobe shelf.		
	800 mm wide	CAWSP1OW 800
	1000 mm wide	CAWSP1SD 1000
	1200 mm wide	CAWSP1TE 1200
Letter sorter.		
	800 mm wide	CALSP1OW 800
	1000 mm wide	CALSP1SD 1000
	1200 mm wide	CALSP1TE 1200
Lateral filing frame.		
	800 mm wide	CALFP1OW 800
	1000 mm wide	CALFP1SD 1000
	1200 mm wide	CALFP1TE 1200
Roll out slotted drawer.		
	800 mm wide	CADRP1OW 800
	1000 mm wide	CADRP1SD 1000
	1200 mm wide	CADRP1TE 1200
Roll out slotted drawer dividers.		
	800/1000 mm wide, pack of 5	CADDP5SD 800/1000
	1200 mm wide, pack of 5	CADDP5TE 1200
Slotted shelf (dividers not included).		
	800 mm wide	CASSP1OW 800
	1000 mm wide	CASSP1SD 1000
	1200 mm wide	CASSP1TE 1200
Slotted shelf dividers (shelf not included).		
	800/1000 mm wide, pack of 5	CASDP5SD 800/1000
	1200 mm wide, pack of 5	CASDP5TE 1200
Roll out suspended filing frame.		
	800 mm wide	CARFP1OW 800
	1000 mm wide	CARFP1SD 1000
	1200 mm wide	CARFP1TE 1200
Planter tray**.		
	800 mm wide	PBLM1200W 800
	1000 mm wide	PBLM120SD 1000

Roll-out items are only recommended in bottom half of the unit. Internals are interchangeable. All internals are supplied in Graphite - 012 as standard. Remember to order the compatible width internals for your storage units: 800 mm/1000 mm/1200 mm.

**Planter Trays come unlined for use with artificial plants as standard. POA for lined trays suitable for real plants.

Product	Code	W mm
Multi-purpose shelf.		
	330 mm hanging centres	CAPSP1OW 800
	330 mm hanging centres	CAPSP1SD 1000
	330 mm hanging centres	CAPSP1TE 1200
	270 mm hanging centres	CAPFP1OW 800
	270 mm hanging centres	CAPFP1SD 1000
	270 mm hanging centres	CAPFP1TE 1200
Roll out reference shelf.		
	roll out reference shelf	CARSP1OW 800
	roll out reference shelf	CARSP1SD 1000
	roll out reference shelf	CARSP1TE 1200

Kontrax lockers.



Features & benefits.

- 5-Year guarantee.
- FIRA certified.
- 2 Key mastered series.
- Standard cam lock fitted.
- Single tier locker feature door stiffener.
- Coat hooks fitted as standard in single and two tier lockers.

Finishes.

- STEEL FINISHES**
- 052** Silver
 - 003** Black
 - 002** Light Grey
 - 012** Graphite Grey
 - 042** Goose Grey
 - 004** Coffee & Cream
 - 001** Beige & Brown

Build your code.

Specify product:
Standard single door locker
LKS01D22SD

Specify steel finish:
Silver
LKS01D22SD052

Your code:
LKS01D22SD052

Steel finishes.



Hard-wearing steel lockers ideal for industrial, leisure, public and commercial locations.

The Kontrax locker range is the ultimate in cost-effective personal storage, with the option of solid doors or security enhanced vision panels.



Product	Code	W mm	D mm	H mm
Standard lockers.				
1 single door locker	LKS01D22SD	305	305	1780
2 two tier locker	LKS02D22SD	305	305	1780
3 three tier locker	LKS03D22SD	305	305	1780
4 four tier locker	LKS04D22SD	305	305	1780
5 six tier locker	LKS06D22SD	305	305	1780
6 ten tier locker	LKS10D22SD	305	305	1780
7 sixteen tier locker	LKS16D22SD	305	305	1780
Kontrax Internals Combination shelf pack-Standard locker (bridge)	LKACCC3622			
Combination shelf pack - Deep lockers (bridge)	LKACCC3628			
Standard lockers with vision panels.				
standard two tier locker	LKV02D22SD	305	305	1780
standard three tier locker	LKV03D22SD	305	305	1780
standard four tier locker	LKV04D22SD	305	305	1780
standard six tier locker	LKV06D22SD	305	305	1780

Locker styles.



Standard

Vision Panels

Kontrax lockers.

Locker styles.



Standard



Vision Panels



Product	Code	W mm	D mm	H mm
Deep lockers.				
1 single door locker	LKS01D28SD	305	458	1780
2 two tier locker	LKS02D28SD	305	458	1780
3 three tier locker	LKS03D28SD	305	458	1780
4 four tier locker	LKS04D28SD	305	458	1780
5 six tier locker	LKS06D28SD	305	458	1780
6 ten tier locker	LKS10D28SD	305	458	1780
7 sixteen tier locker	LKS16D28SD	305	458	1780

Deep lockers with vision panels.

two tier locker	LKV02D28SD	305	458	1780
three tier locker	LKV03D28SD	305	458	1780
four tier locker	LKV04D28SD	305	458	1780
six tier locker	LKV06D28SD	305	458	1780

Wide lockers.

single door locker	LKS01D28EW	458	458	1780
two tier locker	LKS02D28EW	458	458	1780
three tier locker	LKS03D28EW	458	458	1780
four tier locker	LKS04D28EW	458	458	1780
six tier locker	LKS06D28EW	458	458	1780
ten tier locker	LKS10D28EW	458	458	1780
sixteen tier locker	LKS16D28EW	458	458	1780

Steel finishes.



Light Grey

Goose Grey

Black

Graphite Grey

Coffee & Cream

Brown & Beige

Silver

Product	Code	Product	Code
Options.			
Hasp and staple - per door	HS	Standard locker sloping top (1-10 units)	ST
Combination lock - Lehmann	MC	Standard locker sloping top (11-25 units)	ST
Combination lock - Sudhaus	SM	Standard locker sloping top (26+ units)	ST
Coin operated lock	CO	Deep locker sloping top (1-10 units)	ST
Coat rail (wide lockers only)*	LKC	Deep locker sloping top (11-25 units)	ST
Postal slots**	LKP	Deep locker sloping top (26+ units)	ST

Add the required option code(s) to the end of your chosen product code

Standard Cam Lock is retained in open position (unlocked). Nuts & bolts for nesting available (POA). Please contact our sales office.
 *For a coat rail replace LKS with LKC within code. **For postal slots replace LKS with LKP within code



Seating.

Supporting you while you work.

While comfort is a priority in any seating design, the right work space seating has to go above and beyond. From the feature pieces in reception and collaborative spaces, evoking personality as well as function, to the all important task seating, all of our ranges aim to be user-centric.

Our designs provide support and durability to meet evolving workplace demands.

Task seating.

Multi-purpose seating.

Soft seating.





Task seating.

Supporting you while you sit.

The centre of the workplace – the chair. No matter how many times its outward appearance is reinvented by designers, it always comes back to the classic shape that supports healthy seated posture.

The best task chairs incorporate adjustable lumbar support and ergonomic elements. Some task chairs are specifically designed to help in the rehabilitation of people with lower back pain and other musculoskeletal problems.

Functionality to promote dynamic movement such as a comfortable swivel motion, back tilt for reclining, arms that can be raised or lowered, and seats that curve towards the floor at the front to avoid placing pressure on the legs, all work together to support the user's body and enhance wellbeing and productivity.

Calculus stocked.

Calculus.

Arlo.

Breeze.

Crest.

Exa.

Accord.

Delta.

Delphi.

Ergometrix-1.

Ergometrix-2.

Ergometrix-3.

Hydro.

Kalina.



Calculus stocked.



Fabrics: please refer to manufacturer warranty



These models are pre-manufactured in black, charcoal and blue upholstery and held in stock at a lower price point.

Calculus work chairs are fitted with gas height adjustment and 7-step ratchet back 80 mm height adjustment as standard, along with a choice of two optional mechanisms.

Mechanisms.

Permanent Contact Back (PCB)

The back of the chair can either be locked in position or left in free-float (30° tilt) to remain in contact with the user as they move.

PCB + Independent Seat Tilt (IST)

Back movement as PCB mechanism with a separate forward 3.5° and backward 8° tilt on the seat.

Fabric finishes.



Upholstery certification:

Ignitability of upholstered furniture, EN 1021-1 / EN1021-2 - Level 0, 1 and 5



Product	Code	SW mm	SD mm	SH mm	BH mm
High back chair, PCB mechanism.					
1 Black upholstery, no arms	CT420BLACK	460	450	460-580	520
1 Charcoal upholstery, no arms	CT420CHARCOAL	460	450	460-580	520
1 Blue upholstery, no arms	CT420BLUE	460	450	460-580	520
2 Black upholstery, with h/a arms	CT430HBLACK	460	450	460-580	520
2 Charcoal upholstery, with h/a arms	CT430HCHARCOAL	460	450	460-580	520
2 Blue upholstery, with h/a arms	CT430HBLUE	460	450	460-580	520
Task back chair, PCB mechanism.					
3 Black upholstery, no arms	CT440BLACK	515	480	460-580	620
3 Blue upholstery, no arms	CT440BLUE	515	480	460-580	620
4 Black upholstery, with h/a arms	CT450HBLACK	515	480	460-580	620
4 Blue upholstery, with h/a arms	CT450HBLUE	515	480	460-580	620
Task back chair, PCB/IST mechanism.					
Black upholstery, no arms	CT444BLACK	515	480	460-580	620
Charcoal upholstery, no arms	CT444CHARCOAL	515	480	460-580	620
Blue upholstery, no arms	CT444BLUE	515	480	460-580	620
Black upholstery, with h/a arms	CT454HBLACK	515	480	460-580	620
Charcoal upholstery, with h/a arms	CT454HCHARCOAL	515	480	460-580	620
Blue upholstery, with h/a arms	CT454HBLUE	515	480	460-580	620

Calculus.

Calculus boasts options to suit the most demanding applications.

Calculus work chairs are fitted with gas height adjustment and 7-step ratchet back 80 mm height adjustment as standard, along with a choice of three optional mechanisms. A cantilever visitor chair is also available to complement the range.



Fabrics: please refer to manufacturer warranty

Mechanisms.

Permanent Contact Back (PCB)

The back of the chair can either be locked in position or left in free-float (30° tilt) to remain in contact with the user as they move.


PCB + Independent Seat Tilt (IST)

Back movement as PCB mechanism with a separate forward 3.5° and backward 8° tilt on the seat.

Synchronous (Sync)

The ease of movement of the back can be adjusted to suit the weight of the user by adjusting the knob which is situated under the seat. The seat and back move together in a ratio of 2:1 and can be left in free-float or locked in a preferred position.

Folding arms.



Product	Code	SW mm	SD mm	SH mm	BH mm
High back chair.					
1 without arms, PCB mech	CT420	460	450	460-580	520
without arms, IST mech	CT424	460	450	460-580	520
without arms, synchronous mech	CT428	460	450	460-580	520
2 fixed ring arms, PCB mech	CT430	460	450	460-580	520
fixed ring arms, IST mech	CT434	460	450	460-580	520
fixed ring arms, synchronous mech	CT438	460	450	460-580	520
3 height-adjustable arms, PCB mech	CT430H	460	450	460-580	520
height-adjustable arms, IST mech	CT434H	460	450	460-580	520
height-adjustable arms, synchronous mech	CT438H	460	450	460-580	520

Task back chair.

4 without arms, PCB mech	CT440	515	480	460-580	620
without arms, IST mech	CT444	515	480	460-580	620
without arms, synchronous mech	CT448	515	480	460-580	620
5 fixed ring arms, PCB mech	CT450	515	480	460-580	620
fixed ring arms, IST mech	CT454	515	480	460-580	620
fixed ring arms, synchronous mech	CT458	515	480	460-580	620
6 height-adjustable arms, PCB mech	CT450H	515	480	460-580	620
height-adjustable arms, IST mech	CT454H	515	480	460-580	620
height-adjustable arms, synchronous mech	CT458H	515	480	460-580	620

Product	Code
Options.	
pump-up lumbar support	P
seat slide	S
extra height gas spindle and footring (only on PCB mechanism models)	DM
chrome base	MB
folding arms	F



Product	Code	W mm	D mm	SH mm
Visitor chair.				
7 without arms	CT480	460	450	470
8 fixed ring arms	CT484	460	450	470



Arlo.

Arlo delivers a range of features in a great value task and draughtmans seating solution.

The contoured seat and back of the Arlo chair provide excellent posture and comfort.

Features:

- Permanent contact back mechanism.
- Ratchet 80 mm height-adjustable high back.
- Back angle adjustment lockable any position.
- Seat height adjustment.
- Moulded foam back and memory foam seat.
- Waterfall seat.
- Optional pump up lumbar.
- Optional seat slide on task chair.
- Optional ring, folding or height adjustable arms.
- Back height 570 mm.



Permanent Contact Back (PCB)

The back of the chair can either be locked in position or left in free-float to remain in contact with the user as they move.

Product	Code	SW mm	SD mm	SH mm
Upholstered high back task chair.				
1 without arms	ARL01	490	450	500-620
with ring arms	ARL01R	490	450	500-620
2 with height adjustable arms	ARL01H	490	450	500-620
Upholstered high back draughtsman chair with glides.				
3 without arms	ARL01DM	490	450	600-860
with ring arms	ARL01DMR	490	450	600-860
with height adjustable arms	ARL01DMH	490	450	600-860

Options.

seat slide for task chair	S
pump up lumbar support	P
folding arms	F



Fabrics: please refer to manufacturer warranty

Breeze.

Breeze combines clean lines with excellent ergonomic properties for day-long comfort and support.

Coupled with Breeze's elegant appearance and simple-to-use functions, Breeze delivers an exceptional all-round chair design. Features eight point ratchet back height adjustment, dished seat with waterfall front and weight capacity for users up to 150 kg.



Fabrics: please refer to manufacturer warranty

Mechanisms.

Permanent Contact Back (PCB)

The back of the chair can either be locked in position or left in free-float to remain in contact with the user as they move.

Synchronous (Sync)

The ease of movement of the back can be adjusted to suit the weight of the user by adjusting the knob which is situated under the seat. The seat and back move together in a ratio of 2:1 and can be left in free-float or locked in a preferred position.



Product	Code	W mm	D mm	SH mm
Breeze fully upholstered task chair.				
1 without arms, black base, PCB mech	BRZ01	590	470	460-580
without arms, black base, synchro mech	BRZ03	590	470	460-580
2 height-adjustable arms, black base, PCB mech	BRZ01H	590	470	460-580
height-adjustable arms, black base, synchro mech	BRZ03H	590	470	460-580
3 without arms, polished base, PCB mech	BRZ11	590	470	460-580
without arms, polished base, synchro mech	BRZ13	590	470	460-580
4 height-adjustable arms, polished base, PCB mech	BRZ11H	590	470	460-580
height-adjustable arms, polished base, synchro mech	BRZ13H	590	470	460-580

IMPORTANT: For two tone fabric on fully upholstered version, please add 10% to RRP at the higher banding chosen.



Product	Code	W mm	D mm	SH mm
Breeze mesh back task chair.				
5 without arms, black base, PCB mech	BRZ05	590	470	460-580
without arms, black base, synchro mech	BRZ07	590	470	460-580
6 height-adjustable arms, black base, PCB mech	BRZ05H	590	470	460-580
height-adjustable arms, black base, synchro mech	BRZ07H	590	470	460-580
7 without arms, polished base, PCB mech	BRZ15	590	470	460-580
without arms, polished base, synchro mech	BRZ17	590	470	460-580
8 height-adjustable arms, polished base, PCB mech	BRZ15H	590	470	460-580
height-adjustable arms, polished base, synchro mech	BRZ17H	590	470	460-580

Product	Code
Options.	
seat slide	S
pump-up lumbar support (not available for Breeze Mesh)	P
folding/height adjustable arms	F

Crest.



Fabrics: please refer to manufacturer warranty

A mesh back task chair at an affordable price.

The Crest chair features gas height adjustment, permanent contact back rake mechanism and height adjustable backrest. It is also offered with height adjustable arms as an option. The mesh back and nylon base are available in black only.



Product	Code	W mm	D mm	SH mm
Crest task chair.				
1 without arms	CR04	460	450	460-580
2 with height-adjustable arms	CR04H	460	450	460-580

Exa.



Fabrics: please refer to manufacturer warranty

A mesh back or fully upholstered task chair that delivers wellbeing and comfort.

Permanent contact back (PCB) + Independent Seat Tilt (IST) - 3 lever

The back of the chair can either be locked in position or left in free-float to remain in contact with the user as they move. Features a separate forward tilt on the seat.

Features:

- Height adjustable armrests as standard on task chair.
- 7 Position 70 mm height-adjustable back.
- Frame is 100% recyclable.
- Ratchet back.
- Seat height adjustment.
- Tension control.



Product	Code	SW mm	SD mm	SH mm
Fully upholstered task chair.				
1 PCB + IST mechanism - 3 lever, h/a armrests	EX3UB	490	450	450-580
Mesh back, upholstered seat task chair.				
2 PCB + IST mechanism - 3 lever, h/a armrests	EX3MB	490	450	450-580
Fully upholstered cantilever visitor chair.				
3 without arms	EX4	490	450	450
4 with ring arms	EX4R	490	450	450

For two tone fabric on fully upholstered version, please add 10% to RRP at the higher banding chosen.



Accord.

A distinctive mix of task and visitor seating to enhance any workplace environment.

This versatile collection of mesh task chairs offer three mechanism options to enable users to select a product that meets the required functionality and budget. Accord side chairs provide that finishing touch, boasting a fully upholstered or mesh back model with a choice of cantilever or four-leg frames.



Product	Code	W mm	D mm	SH mm
---------	------	------	------	-------

Mesh back task chair with adjustable lumbar and tilt weight adjust.

	without arms	ACC01	485	480	460-580
1	with standard height adjustable arms	ACC01H	485	480	460-580
	with height-adjustable dual function arms	ACC01HD	485	480	460-580
	with height-adjustable folding arms	ACC01F	485	480	460-580

Mesh back task chair with adjustable lumbar and self weight adjust.

	without arms	ACC02	485	480	460-580
2	with standard height adjustable arms	ACC02H	485	480	460-580
	with height-adjustable dual function arms	ACC02HD	485	480	460-580
	with height-adjustable folding arms	ACC02F	485	480	460-580

Mesh back task chair with adjustable lumbar and synchro weight adjust.

	without arms	ACC03	485	480	460-580
3	with standard height adjustable arms	ACC03H	485	480	460-580
	with height-adjustable dual function arms	ACC03HD	485	480	460-580
	with height-adjustable folding arms	ACC03F	485	480	460-580

Visitor/meeting chair.

4	mesh back cantilever chair with arms	ACC04	485	480	460-580
5	fully upholstered cantilever chair with arms	ACC05	485	480	460-580
6	mesh back four leg chair with arms	ACC06	485	480	460-580
7	fully upholstered four leg chair with arms	ACC07	485	480	460-580

Product

Options.

- seat slide for task chairs
- chrome base for task or visitor chair



Delta.

With striking features and an abundance of options, Delta can be customised to your requirements.

Features:

- Mesh back.
- Adjustable lumbar.
- Auto-weight tension adjusting or synchro mech.
- A range of options including headrest, seat slide, chrome base and a choice of arms.



5 YEAR WARRANTY

Fabrics: please refer to manufacturer warranty



Product	Code	W mm	D mm	SH mm
---------	------	------	------	-------

Mesh back task chair with self weight adjust seat mech.

without arms	DEL1	490	480	460-580
with standard fixed arms	DEL1A	490	480	460-580
with height-adjustable folding arms	DEL1F	490	480	460-580
with height- and depth-adjustable arms	DEL1HA	490	480	460-580


Mesh back task chair with synchro mech.

1 without arms	DEL2	490	480	460-580
with standard fixed arms	DEL2A	490	480	460-580
with height-adjustable folding arms	DEL2F	490	480	460-580
2 with height- and depth-adjustable arms	DEL2HA	490	480	460-580

Mesh back task chair with synchro mech and side tension control.

without arms	DEL3	490	480	460-580
with standard fixed arms	DEL3A	490	480	460-580
with height adjustable folding arms	DEL3F	490	480	460-580
with height and depth-adjustable arms	DEL3HA	490	480	460-580

Headrest.



Product	Code
---------	------

Options.

seat slide	S
chrome base	CB
headrest (retro-fittable)	HR

Delphi.

With its innovative Memory-Mesh seat and back, Delphi perfectly supports and conforms to the sitter as if the chair was tailor-made for them.

The auto-weight adjust model adapts itself to users of different weights and is ideal for environments where multiple users sit on the same chair across shifts. The synchro-mech model with tension control enables more personalised adjustment for individual users.



5 YEAR
WARRANTY

Fabrics: please refer to manufacturer warranty

Features:

- Elastomeric suspension Memory-Mesh upholstery.
- Full spine-supporting high back
- Height and depth-adjustable lumbar.
- Auto-weight adjusting or synchro mechanism options with tension control.
- Height, depth and angle adjustable arms.
- A range of options.



Product	Code	W mm	D mm	SH mm
Mesh task chair with synchro auto-weight adjust seat mech.				
without arms	DEL P1	490	480	460-580
with height, depth and angle-adjustable arms	DEL P1HA	490	480	460-580
Mesh task chair with synchro mech and side tension control.				
1 without arms	DEL P2	490	480	460-580
2 with height, depth and angle-adjustable arms	DEL P2HA	490	480	460-580

Headrest.



Product	Code
Options.	
seat slide	S
chrome base	CB
headrest (retro-fittable)	HR

Ergometrix-1.



Ergometrix-1's range of options delivers impressive possibilities and customisation.

Ergometrix-1's contoured upholstered back and waterfall front seat provide support and comfort. With a choice of tilt or synchronus mechanisms, an optional headrest and a range of arms, this great value chair promotes dynamic seating and allows the user to configure the chair to best suit their body.

Features:

- Choice of independent tilt. or synchro mechanism.
- Tension control.
- 80 mm height adjustable ratchet back.
- Seat with waterfall front.
- Memory foam seat and back.
- Choice of arms.
- Optional 50 mm seat slide.
- Optional headrest.
- Range of additional options available.
- Back height 620 mm.



Fabrics: please refer to manufacturer warranty

Tilt mechanism

The back of the chair can either be locked in position or left in free-float mode with tension control to remain in contact with the user as they move. A separate forward tilt on the seat works independently.

Synchro mechanism

The seat and back move together and can be left in free-float mode with tension control or locked in a preferred position.

Airflow seat option

Airflow is an adjustable two-chamber air cushion integrated into the seat pad to promote multi-dimensional micro-movements and train the low back muscles through frequent tension changes.



Product	Code	SW mm	SD mm	SH mm
Upholstered task chair with tilt mechanism.				
without arms	ERG1	510	480	460-570
with height adjustable arms	ERG1H	510	480	460-570
with height adjustable folding arms	ERG1F	510	480	460-570
Upholstered task chair with tilt mechanism, seat slide.				
without arms	ERG1S	510	480	460-570
with height adjustable arms	ERG1SH	510	480	460-570
with height adjustable folding arms	ERG1SF	510	480	460-570
Upholstered task chair with synchro mechanism.				
without arms	ERG11	510	480	460-570
with height adjustable arms	ERG11H	510	480	460-570
with height adjustable folding arms	ERG11F	510	480	460-570
Upholstered task chair with synchro mechanism and seat slide.				
without arms	ERG11S	510	480	460-570
with height adjustable arms	ERG11SH	510	480	460-570
with height adjustable folding arms	ERG11SF	510	480	460-570

Options.

chrome base	C
headrest	HR
pump up lumbar support	P
pump up thoracic support	T
Airflow responsive seat	A

Ergometrix-2.



Fabrics: please refer to manufacturer warranty



Contemporary styling combined with superb thoracic support helps users stay comfortable and productive.

Ergometrix-2 has a curved, wide back with deep foam padding for superb comfort and posture support. The chair can be further enhanced by adding optional adjustable armrests and a choice of lumbar supports.

An ideal seating solution to reduce back pain.

Features:

- Synchro mechanism.
- Optional multifunctional arms with height, width, depth and angle adjustment, or height-adjustable folding arms.
- 80 mm height-adjustable ratchet back.
- Automatic weight tension control.
- Anti-shock backrest feature.
- Optional 50 mm seat slide, Airflow responsive seat, pump up lumbar support, and thoracic support.
- Back height 700 mm.

Synchro mechanism

The seat and back move together and can be left in free-float with automatic weight adjustment tension, or locked in one of five recline positions.

Optional seat slide is available.

Airflow seat option

Airflow is an adjustable two-chamber air cushion integrated into the seat pad to promote multi-dimensional micro-movements and train the lower back muscles through frequent tension changes.



1

2

Product	Code	SW mm	SD mm	SH mm
Upholstered task chair with synchro mechanism.				
1 without arms	ERG2	510	480	460-570
2 with multifunctional adjustable arms	ERG24D	510	480	460-570
3 with height adjustable folding arms	ERG2F	510	480	460-570

Upholstered task chair with synchro mechanism and seat slide.

1 without arms	ERG2S	510	480	460-570
2 with multifunctional adjustable arms	ERG2S4D	510	480	460-570
3 with height adjustable folding arms	ERG2SF	510	480	460-570

Options.

chrome base	C
pump up lumbar support	P
pump up thoracic support	T
Airflow responsive seat	A

Ergometrix-3.



With its wide, contoured back, Ergometrix-3's posture support makes it an ideal chair for users with back problems.

Ergometrix-3 is fully upholstered for a softer aesthetic with a wide back and deep pad for superb full back comfort and support.

Features:

- Choice of independent tilt or synchro mechanism.
- Height-adjustable 80 mm ratchet back.
- Optional multifunctional arms with height, width, depth and angle adjustment, or height-adjustable folding arms.
- Anti-shock backrest feature.
- Optional 50 mm seat slide, Airflow responsive seat, headrest, pump up lumbar support, and thoracic support.
- Back height 620 mm.

5 YEAR
WARRANTY



Fabrics: please refer to manufacturer warranty

Tilt mechanism

The back of the chair can either be locked in position or left in free-float mode with tension control to remain in contact with the user as they move. A separate forward tilt on the seat works independently.

Synchro mechanism

The seat and back move together and can be left in free-float with automatic weight adjustment tension, or locked in one of five recline positions. Optional seat slide is available.

Airflow seat option

Airflow is an adjustable two-chamber air cushion integrated into the seat pad to promote multi-dimensional micro-movements and train the lower back muscles through frequent tension changes.



Product	Code	SW mm	SD mm	SH mm
Upholstered task chair with tilt mechanism.				
without arms	ERG3	510	480	460-570
with multifunctional adjustable arms	ERG34D	510	480	460-570
with height adjustable folding arms	ERG3F	510	480	460-570
Upholstered task chair with tilt mechanism and seat slide.				
without arms	ERG3S	510	480	460-570
with multifunctional adjustable arms	ERG3S4D	510	480	460-570
with height adjustable folding arms	ERG3SF	510	480	460-570
Upholstered task chair with synchro mechanism.				
without arms	ERG31	510	480	460-570
with multifunctional adjustable arms	ERG314D	510	480	460-570
with height adjustable folding arms	ERG31F	510	480	460-570
Upholstered task chair with synchro mechanism and seat slide.				
without arms	ERG31S	510	480	460-570
with multifunctional adjustable arms	ERG31S4D	510	480	460-570
with height adjustable folding arms	ERG31SF	510	480	460-570

Options.

chrome base	C
pump up lumbar support	P
pump up thoracic support	T
Airflow responsive seat	A
headrest	HR

Hydro.

The Hydro ergonomic chair features a wealth of features and a curved back for superb upper and lower thoracic support.

Available in black or grey frame and with full upholstery or with a mesh back, this chair's functionality is matched by its stunning good looks.



Features:

- Angle adjustable mesh headrest
- Ergonomic mesh upholstered back frame with upper back support
- Upholstered fabric seat with molded foam
- Height adjustable seat
- Back recline with 5 position tilt limiter and anti-shock feature
- Synchronous self weight adjustment mechanism with 50 mm seat slide
- Height adjustable lumbar support with independent dual tension control
- Height (100 mm), depth (40 mm) and angle adjustable arm
- Soft-touch PU arm pad
- Nylon base with castors
- 98% recyclable
- Maximum weight loading 150kg



Product	Code	W mm	D mm	SH mm	BH mm
Black frame ergonomic chair.					
1 Black mesh back and black fabric seat	B2201B	510	520	460-560	600
Black mesh back and colour fabric seat	B2201BS	510	520	460-560	600
Black fabric back and seat *	B2201BU	510	520	460-560	600
Black frame ergonomic chair with headrest.					
2 Black mesh back and headrest, black fabric seat	A2201B	510	520	460-560	600
Black mesh back and headrest. Colour fabric seat	A2201BS	510	520	460-560	600
Black fabric back, headrest and seat *	A2201BU	510	520	460-560	600
Grey frame ergonomic chair.					
Grey mesh back and grey fabric seat	B2201G	510	520	460-560	600
Grey mesh back and colour fabric seat	B2201GS	510	520	460-560	600
3 Grey fabric back and seat *	B2201GU	510	520	460-560	600
Grey frame ergonomic chair with headrest.					
Grey mesh back and headrest, grey fabric seat	A2201G	510	520	460-560	600
Grey mesh back and headrest. Colour fabric seat	A2201GS	510	520	460-560	600
4 Grey fabric back, headrest and seat *	A2201GU	510	520	460-560	600

* Items marked with an asterisk are on a longer lead time. Contact us for details.

Kalina.

Form and function come together in perfect harmony in the Kalina task chair.

With a wealth of adjustable features, tailored comfort is delivered in style.



Fabrics: please refer to manufacturer warranty

Features:

- 4-stage tension control.
- Anti-shock backrest return function.
- Height-adjustable lumbar.
- Optional multi-functional arms.
- Integrated seat slide.
- Moulded foam on backrest and seat for extra support.
- Back Height 600 mm.

Synchro mechanism

The seat and back move together and can be left in free-float or locked in a preferred position.



Product	Code	SW mm	SD mm	SH mm
Upholstered task chair with seat slide.				
1 without arms	KAL01S	520	480	460-570
2 with multifunctional adjustable arms	KAL01S4D	520	480	460-570
Options.				
chrome base	C			
headrest	HR			



Multi-use seating.

One chair; a variety of uses.

Unlike the desk chair, some seating designs are required to meet multiple demands in the space of a single day. This versatility must never come at the expense of comfort. Our range of multi-use seating is up to the challenge.

We offer seating solutions that are functional but always stylish. From meeting rooms to collaborative spaces and dining areas, our versatile designs look at home in any commercial setting. They deliver unrivalled practicality for a range of everyday usage.

Gem.
Noshi.
Neon.
Salo.
Ali.
Filo.
Patina.
Reef.
Dock.




Gem.



Fabrics: please refer to manufacturer warranty

A versatile stackable chair, Gem is strong yet light and offers a simple and elegant seating solution for any space, indoor or out.

Manufactured from UV stabilised polypropylene reinforced with fibreglass, Gem meets EN 1729-part 2 for Strength and Stability. It is durable, easily cleanable and the chair can be stacked six /four high (chair/armchair) when not in use, making it perfect for any environment – from hospitality to hospitals, education to offices.



Product	Code	W mm	D mm	SH mm	H mm
Gem polypropylene chair.					
1 chair, stackable - 6	GEMC	480	550	465	800
2 chair with seat pad	GEMCP	480	550	465	800
3 armchair, stackable - 4	GEMA	505	550	465	800
4 armchair with seat pad	GEMAP	505	550	465	800

Please state colour choice when ordering.

Polyprop shell colours.



Noshi.



Noshi is a lightweight and sturdy collection of chairs and stools in a range of contemporary frame and shell finishes.



Product	Code	W mm	D mm	SH mm	H mm
Polypropylene, glass fibre reinforced chairs.					
1 four leg chair, stackable - 6	NS4C	564	517	450	795
2 sled base chair, stackable - 6	NSSC	552	511	450	795
3 natural beech leg chair	NSWC	497	514	450	792

Polypropylene, glass fibre reinforced stacking stools.					
4 four leg stool, stackable - 2	NS4S	572	520	750	1090
5 sled stool, stackable - 2	NSSS	572	520	750	1090

Please state colour choice when ordering e.g. sled stool with rose shell and white frame NSSRSWF

Shell colours.



Frame colours.



Neon.

Boasting a RedDot design award, Neon provides both style and comfort for the whole body. Moulded from UV stabilised polypropylene, Neon is suitable for use both indoors and outdoors.

Features:

- Six year guarantee.
- UV stabilised.
- Made from 100% recycled plastic.
- Stackable: 6 without arms, 4 with arms.



reddot design award

Made from a combination of regenerated polymers of post-industrial and post-consumer origin, NEON is an eco-conscious choice that continues our sustainability journey



Product	Code	W mm	D mm	SH mm	H mm
1 chair	NEOC	560	530	460	820
chair with seat pad	NEOCU	580	530	460	820
2 armchair	NEOAC	560	530	460	820
armchair with seat pad	NEOACU	580	530	460	820
3 Stool (low)	NEOSL	490	505	670	915
4 Stool (high)	NEOSH	495	505	770	1015

Please state colour choice when ordering.

Polyprop shell colours.



Salo.

These high-density stackable chairs, with a choice of chrome four leg or sled base, deliver comfort with an appealing aesthetic to suit any environment.

The perforated shell delivers additional aesthetic appeal to a chair that is comfortable in a broad spectrum of environments. A matching stool completes the collection.



Fabrics: please refer to manufacturer warranty



1



2



3



4



5



Product	Code	W mm	D mm	SH mm
---------	------	------	------	-------

4 Leg chair, no arms.

1 polypropylene seat & back	SAL01	500	534	470
polypropylene back & upholstered seat	SAL02	500	534	470
upholstered seat & back	SAL03	500	534	470

4 Leg armchair.

2 polypropylene seat & back	SAL01/A	500	534	470
polypropylene back & upholstered seat	SAL02/A	500	534	470
upholstered seat & back	SAL03/A	500	534	470

Sled chair, no arms.

4 polypropylene seat & back	SAL05	540	510	470
polypropylene back & upholstered seat	SAL06	540	510	470
upholstered seat & back	SAL07	540	510	470

4 Leg stool.

5 polypropylene seat & back	SAL09	540	510	750
polypropylene back & upholstered seat	SAL010	540	510	750
upholstered seat & back	SAL011	540	510	750

Polypropylene chairs are stackable 10 high; upholstered chairs are stackable 8 high.

Product	Code
---------	------

Options.

Trolley	SALTROLLEY
Writing tablet - right hand only (models SAL01/A, SAL02/A, SAL03/A only)	SALTABLET

Shell colours.



Ali.



Fabrics: please refer to manufacturer warranty



Ali provides a seating option that will enhance a range of environments.

This versatile chair design meets the requirements of many multi-purpose projects for added flexibility and can be stacked 6 high.

The range is available with a choice of frame finishes with black and silver as standard and chrome as an optional extra. There is also the benefit of fully upholstered or mesh back models.



Product	Code	W mm	D mm	SH mm
Fully upholstered four-leg stacking chair.				
1 chair	A2	480	450	490
2 armchair	A1	590	450	490
chair with castors	A4	480	450	490
armchair with castors	A3	590	450	490
Mesh back, upholstered seat, four-leg stacking chair.				
chair	A7	480	450	490
3 armchair	A6	590	450	490
4 chair with castors	A9	480	450	490
armchair with castors	A8	590	450	490
Cantilever stacking chair.				
5 fully upholstered armchair	A5	480	450	490
6 mesh back armchair	A10	480	450	490

Please state frame choice when ordering – e.g. A2B (Black frame) / A7S (Silver frame) / A9CFR (Chrome frame)

Product	Code	Product	Code
Standard Specification.		Options.	
Black frame	B	Trolley	ALITROLLEY
Silver frame	S	Writing tablet - right hand: armchair only	WT
Chrome frame	CFR		

Filo.

With an excellent range of features and finishes to choose from, Filo is the ideal seating solution for every application.

Features:

- Plastic shells: White, grey or black.
- Frames: Black or silver as standard.
- Chrome frame as an option.
- Plastic chairs stackable 20 high.
- Upholstered chairs are stackable 15 high.



Fabrics: please refer to manufacturer warranty



Product	Code	W mm	D mm	SH mm
Sled chair.				
1 polypropylene seat and back	FILO1	540	580	480
2 upholstered seat, polyprop back	FILO3	540	580	480
3 upholstered seat and back	FILO5	540	580	480
Sled armchair.				
4 polypropylene seat and back	FILO1/A	570	580	480
upholstered seat, polyprop back	FILO3/A	570	580	480
upholstered seat and back	FILO5/A	570	580	480
Swivel chair with black 5 star base.				
polypropylene seat and back	FILO7	455	550	460-580
upholstered seat, polyprop back	FILO9	455	550	460-580
5 upholstered seat and back	FILO11	455	500	460-580
Stool.				
polypropylene seat and back	FILO19	540	600	730
upholstered seat, polyprop back	FILO21	540	600	730
6 upholstered seat and back	FILO23	540	600	730

Frames are black or silver as standard. Please specify when ordering.

Optional armchair tablet.



White Tablet Black Tablet

Product	Code
Options.	
Black/white writing tablet - right hand: armchair only	FILOTABLET (B/W)
Trolley	FILOTROLLEY
Chrome base - swivel chair only	FILOCHROME5
Chrome frame - no arms	CFR
Chrome frame - with arms	CFRA
Other colours are also available on request, subject to longer lead times	

Shell colours.



Patina.

Patina provides a range of workplace seating. Its clean lines set it aside when considering overall quality, aesthetics and customised options.

Patina is available with an upholstered seat and optional mesh or upholstered backrest. Standard frame finish is black with chrome offered as an optional extra. The Work Lite chair is offered in white frame and base and has a unique button-activated tilt feature.



Product	Code	W mm	D mm	SH mm
4 Leg armchair.				
1 upholstered seat and back, black frame	PT1	595	590	470
2 upholstered seat and black mesh back, black frame	PT2	595	590	470
4 Leg armchair with castors.				
3 upholstered seat and back, black frame	PT5	595	590	465
4 upholstered seat and black mesh back, black frame	PT6	595	590	465
Cantilever armchair.				
5 upholstered seat and back, black frame	PT3	595	590	465
6 upholstered seat and black mesh back, black frame	PT4	595	590	465

Options.

chrome frame for above chairs	CB			35
-------------------------------	----	--	--	----



Product	Code	W mm	D mm	SH mm
Work Lite chair with seat height adjustment and tilt back.				
7 mesh back, black frame and base	PT7	595	590	450-570
8 mesh back, white frame and base	PT7W	595	590	450-570
White frame model available on a longer lead time and subject to MOQ. Contact us for details.				
Four star base swivel chair and tilt back.				
9 fully upholstered, black frame, aluminium base	PT8	595	590	450-570
10 mesh back, black frame, aluminium base	PT9	595	590	450-570



Reef.



Fabrics: please refer to manufacturer warranty

With its organic shape one piece shell the Reef chair brings a touch of class to a modern environment.

Reef's body forming polymer mesh brings both style and practicality to a multi use seat solution. Available in black frame with black mesh or white frame with grey mesh with a hidden inbuilt auto weight free float tilt mechanism, Reef's simple functionality is matched by its stunning looks.



Features:

- A breathable polymer fabric mesh moulds to your shape for maximum support.
- Single piece organic form glass reinforced fibre shell.
- Shell moulded to support the curvature of the spine.
- Shell incorporates an auto weight adjusting tilt mechanism.
- Discrete seat tilt switch with lock and free float options.
- Discrete seat height adjustment switch.
- Contemporary style 700mm dia five star spider base with colour match castors.
- Manufactured plastics to exacting standard of ISO 11470.
- Chair tested to BIFMA EN1335 for structural stability and performance.
- 98% recyclable.
- Maximum weight loading 110kg per 8 hour use.



Product	Code	W mm	D mm	SH mm	H mm
1 Black frame black mesh	RB1	640	620	460-550	1050
2 White frame grey mesh	RW1	640	620	460-550	1050

Auto weight adjust mechanism.

Dock.

Dock is a versatile, mobile chair which is strong yet lightweight for easy reconfiguration and storage.

Flip-up seats allow nesting for tidy and space-efficient storage.



Features:

- Black or grey plastic shell.
- Breathable mesh back.
- Upholstered seat pad.
- Fixed armrest.
- Castors on four leg chrome frame.
- 98% recyclable.
- Three nested chairs = 1 metre footprint.
- Eco-friendly trivalent chrome.
- CRIB5 approved.
- BS 7176+A1 2007 / 2011.
- BS 5852 part 1 & 1.



Product	Code	W mm	D mm	SH mm
Black shell, chrome leg nesting armchair.				
1 Black mesh back, fabric seat	D2002B	450	490	460
Black mesh back and colour fabric seat	D2002BS	450	490	460
Grey shell, chrome leg nesting armchair.				
2 Grey mesh back, fabric seat	D2002G	450	490	460
Grey mesh back and colour fabric seat	D2002GS	450	490	460



Soft seating.

Add a touch of comfort.

No matter how hectic an environment becomes, it's always important to have a space to relax, recline and reflect. Our collection of soft seating furniture offers the ideal solution for those spontaneous meetings, last minute catch ups and ad hoc sofa sessions, bringing a feeling of homeliness to your setting.

We boast a range of different cushioned designs, including; contemporary upholstered finishes and plush memory foam fabrics. From inviting armchairs to sofas that are perfect for socialising, we can meet your professional needs.

Poise.

Sssh.

Bowcliffe.

Josh.

Juno.

Figo.

Serene.

Attune.

Arc.

A new direction.

A new direction booths.

Encanto reception.

Encanto modular

Encanto booths



Poise.



Poise is lightweight, making it ideal for the constantly adapting work environment.

Tailor your stool to tie in with your interior and create your own seating combination that is both adaptable and wonderfully contemporary.



Product	Code	W mm	D mm	H mm
Fully upholstered stool .				
1 circular stool	P1	470	470	450
2 square stool	P2	470	470	450
Upholstered stool with legs.				
3 square stool with wood or chrome legs	P3	470	470	470
4 rectangular stool with wood or chrome legs	P4	1000	470	470

Please state foot option when ordering e.g. P3**WTLL** (square stool with wooden tapered leg low).

Options.

wooden tapered leg low (as shown)	WTLL
wooden tapered leg	WTL
chrome tapered leg	CRMTP

Two tone fabric: add 10% to RRP at the higher banding chosen, please also specify clearly the two tone requirement.



Sssh.



This comfortable collection is designed to suit commercial and residential projects alike.

With its bold profile, contemporary charm and comfortable seating, these designs will deliver an air of comfort in even the busiest of settings.



Product	Code	W mm	D mm	SH mm	H mm
Medium chair.					
1 single armchair	H1	860	800	450	800
2 two seat sofa	H2	1400	800	450	800
3 three seat sofa	H3	1900	800	450	800

Please state foot option when ordering e.g. H1**WTL** (Single armchair with wooden tapered legs).

Standard Specification Options.

chrome round leg, as pictured	CRMR
wooden tapered leg	WTL

For customisation optional extras, power and scatter cushions please refer to accessories and fabric pages.
For two tone fabric add 10% to RRP at the higher banding chosen, please also specify clearly the two tone requirement.



Bowcliffe.

Bowcliffe chairs deliver a greater choice for interiors with a sleek, understated design.

A range of leg and base options complement modern and bold environments, whether that be a boardroom, meeting or training room, collaborative, breakout areas and relaxation zones.



10 YEAR
WARRANTY

Fabrics: please refer to manufacturer warranty



Product	Code	W mm	D mm	SH mm
Medium chair.				
1 steel 4 leg frame - white	BOWMSW	460	530	460
steel 4 leg frame - chrome	BOWMSC	460	530	460
wood 4 leg frame	BOWMWD	460	530	460

Large chair.				
steel 4 leg frame - white	BOWLSW	520	590	440
2 wood 4 leg frame	BOWLWD	520	590	440
steel 4 leg swivel base - white	BOWLSBW	520	590	440
3 steel 4 leg swivel base - chrome	BOWLSBC	520	590	440
4 wood 4 leg swivel base	BOWLSWD	520	590	440



Extra large chair.				
steel 4 star swivel base - white	BOWXLSTSBW	580	590	440
5 steel 4 star swivel base - chrome	BOWXLSTBC	580	590	440
steel 4 leg swivel base - white	BOWXLSBW	580	590	440
steel 4 leg swivel base - chrome	BOWXLSBC	580	590	440
wood 4 leg swivel base	BOWXLSWD	580	590	440
6 steel column base - chrome	BOWXLPBC	580	590	440

Bar stool.				
7 steel sled base - chrome	BOWSTHC	480	500	740



Josh.

An exciting fusion of stylish design, sculpted contours and considered proportions.

Available in a choice of bases, including oak four-legged frames for a classic feel, chrome 4 star and sled bases for a contemporary look, or a new pyramid base with castors for mobility, the Josh range embodies luxury and elegance.



Fabrics: please refer to manufacturer warranty



Josh | Soft seating



Product	Code	W mm	D mm	SH mm
Lounge chairs.				
1 pyramid oak legs	JOS03	630	620	450
2 conical oak legs	JOS04	630	620	450
3 chrome 4 star base	JOS05	630	620	450
4 chrome sled frame	JOS06	630	620	470
5 black pyramid base & castors	JOS07-K	630	620	470
6 white pyramid base & castors	JOS07-WH	630	620	470

Juno.

Beautifully crafted and elegant in design, Juno offers an informal refuge.

Juno chairs offer an exceptional level of comfort and are smartly sized to make a big impression, even in small spaces. This comfortable lounge chair makes an impressive aesthetic statement.



Product	Code	W mm	D mm	SH mm	H mm
Chair with wooden legs.					
1 low back	JUN02-WF	620	570	460	870
2 high back	JUN01-WF	700	770	460	1000
Chair with 4 star swivel base.					
3 medium back	JUN02-AR	620	570	460	870
4 high back	JUN01-AR	700	770	460	1000

Please specify fabric finish on order.

Figio.

Figio lounge seating's sculpted seat and back cushions make it both eye-catching and timeless.

Figio seamlessly crosses the line between retro style and contemporary design. The high back chair, with provocative lines and curves, is ideal for when people need time to unwind and recharge, and the medium back is ideal for a relaxed or casual collaboration.



Product	Code	W mm	D mm	SH mm	H mm
Chair with solid oak base.					
1 medium back	FIGM-01	700	760	440	750
2 high back	FIG-01	700	760	440	1100
Chair with polished aluminium 4 star base.					
3 medium back	FIGM-02	700	760	440	750
4 high back	FIG-02	700	760	440	1100
Chair with black spiral base.					
5 medium back	FIGM-06	700	760	440	750
6 high back	FIG-06	700	760	440	1100



Product	Code	W mm	D mm	SH mm	H mm
Foot stool with spiral base					
7	FIGLS-06	500	500		430
Table with spiral base					
8 kendal oak top	FIGT-06-KO	600	600		430
9 white top	FIGT-06-WH	600	600		430



Serene.



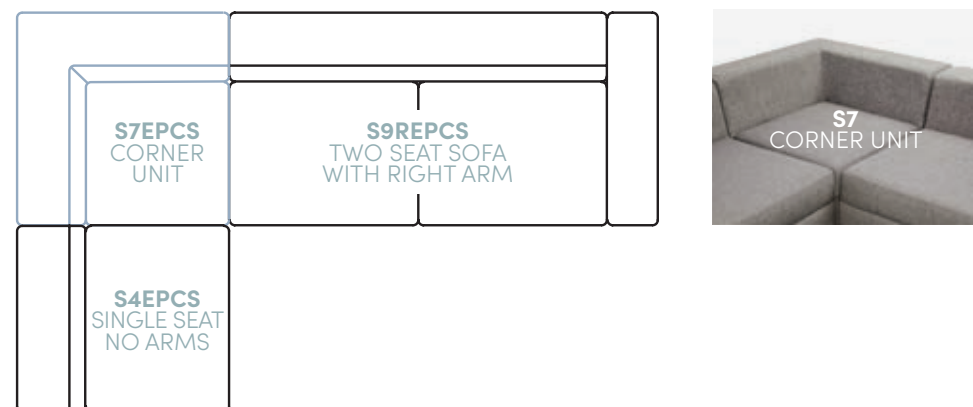
Fabrics: please refer to manufacturer warranty

A modular seating solution offering limitless configurations for creating collaborative spaces.

Serene's design has a robust construction that can be configured to suit any commercial specification.



Corner sofa configuration.



Product	Code	W mm
Ottomans - 800d x 440h mm.		
	single seat ottoman	S1 710
	two seat ottoman	S2 1420
	three seat ottoman	S3 2130
Sofas - 800d x 600sd x 440sh / 640h mm / internal back 210h.		
	single seat chair with no arms	S4 710
	single seat chair with left arm	S5L 900
	single seat chair with right arm (shown)	S5R 900
Not for use as a corner unit		
	Single seat armchair	S6 1090
	universal corner seat	S7 800
	two seat sofa with no arms	S8 1420
	two seat sofa with left arm (shown)	S9L 1610
	two seat sofa with right arm	S9R 1610
	two seat sofa with arms	S10 1800
	three seat sofa with no arms	S11 2110
	three seat sofa with left arm (shown)	S12L 2310
	three seat sofa with right arm	S12R 2310
	three seat sofa with arms	S13 2510

Please state foot option when ordering e.g. S6WTL (Single seat armchair with wooden tapered legs).

Product	Code
Standard Specification Options.	
silver sled frame leg, as shown	EPCS
black sled frame leg	EPCB
wooden tapered leg	WTL
chrome tapered leg	CRMTP

For customisation optional extras, power and scatter cushions please refer to fabrics page.
For two tone fabric add 10% to RRP at the higher banding chosen, please also specify clearly the two tone requirement.

Attune.

Attune has been designed to offer comfort, style, and presence.

Retro styling and a touch of elegance presents Attune as a classic style that will enhance any public space or multi-use environment. The clean lines, solid oak legs and subtle design features make Attune a stand out piece when considering the overall look and feel of the environment being furnished.



Fabrics: please refer to manufacturer warranty



Product	Code	W mm	D mm	SH mm	H mm
Attune collection.					
1 single armchair with oak base	ATT1	900	775	420	750
2 two seat sofa with oak base	ATT2	1650	775	420	750
3 three seat sofa with oak base	ATT3	2040	775	420	750

For customisation optional extra scatter cushions please refer to finishes section. For two tone fabric add 10% to RRP at the higher banding chosen, please also specify clearly the two tone requirement.

Arc.



Fabrics: please refer to manufacturer warranty



Encouraging collaborative working away from the desk in a group or for quiet focus.

Arc offers the ultimate in away-from-the-desk collaborative or individual working space. The range offers a choice of backrest heights and the option of a roof canopy to enhance yet provide privacy to large open space environments. Arc can be tailored to your own style with striking two or three tone fabric choices across the panel work.

Product	Code	W mm	D mm	SH mm	H mm
---------	------	------	------	-------	------

Two seat meeting booth.

1 low back	ARC1	2150	770	450	1100
2 medium back	ARC2	2150	770	450	1400
3 high back (includes roof section)	ARC3	2150	770	450	2070

Four seat meeting booth.

4 low back	ARC4	2150	1525	450	1100
medium back	ARC5	2150	1525	450	1400
high back (includes roof section)	ARC6	2150	1525	450	2070

Six seat meeting booth.

low back	ARC7	2150	1900	450	1100
5 medium back	ARC8	2150	1900	450	1400
6 high back (includes roof section)	ARC9	2150	1900	450	2070

IMPORTANT:

A site survey is recommended as ARC units and six seat booths may not fit inside access lifts or pathways. Additional installation costs may apply for deliveries are above the ground floor.



Product	Code	W mm	D mm	H mm
---------	------	------	------	------

Tapered booth tables.

7 two seat table	ARC10T	750	700	750
8 four seat table	ARC11T	1500	700	750
9 six seat table	ARC12T	1800	700	750

Table base colour options, black or brushed steel. For customisation optional extras, power and scatter cushions please refer to fabrics and finishes section. For two or three tone fabric add 10% to RRP at the higher banding chosen, please also specify clearly the two tone requirement.

A new direction.



This modular range stands out with its distinctive shaping and finishes.

Multi-purpose seating spaces are ideal for promoting conversation, facilitating collaboration or simply providing a natural meeting point, where people can congregate to socialise, share ideas or simply relax.



WHITE LEGS

SILVER LEGS

OAK LEGS

Finishes.

METAL LEGS

- FRAME1WH** White metal on single unit
- FRAME2WH** White metal on 2 seater unit
- FRAME3WH** White metal on 3 seater unit
- FRAME4WH** White metal on armchair unit

- FRAME1SL** Silver metal on single unit
- FRAME2SL** Silver metal on 2 seater unit
- FRAME3SL** Silver metal on 3 seater unit
- FRAME4SL** Silver metal on armchair unit

OAK LEGS

- FRAME1OAK** Oak on single unit
- FRAME2OAK** Oak on 2 seater unit
- FRAME3OAK** Oak on 3 seater unit
- FRAME4OAK** Oak on armchair unit

Important:

Please ensure you specify the frame finish on order.

Build your codes.

Specify product:
three seat sofa with headrest
AND7709




















Specify leg finish:
optional oak legs
FRAME3OAK

Your codes:
AND7709
FRAME3OAK



Price shown includes seat with leg frame.

Chairs, stools, sofas and ottomans.

Product	Code	W mm	D mm	H mm
 stool - no back no arms	AND7700 (FRAME1)	700	700	420
 unit chair with back no arms	AND7701 (FRAME1)	700	700	765
 unit chair with back / left hand arm	AND7702L (FRAME1)	700	700	765
 unit chair with back / right hand arm	AND7702R (FRAME1)	700	700	765
 armchair	AND7703 (FRAME4)	850	700	765
 two seat sofa	AND7705 (FRAME2)	1380	700	765
 three seat sofa	AND7706 (FRAME3)	2080	700	765
 armchair with headrest	AND7707 (FRAME4)	850	700	965
 two seat sofa with headrest	AND7708 (FRAME2)	1380	700	965
 three seat sofa with headrest	AND7709 (FRAME3)	2080	700	965
 two seat unit with no back no arms	AND7720 (FRAME2)	1380	700	420
 two seat unit with left hand back no arms	AND7721 (FRAME2)	1380	700	765
 two seat unit with right hand back no arms	AND7722 (FRAME2)	1380	700	765
 two seat unit with left / right hand back no arms	AND7723 (FRAME2)	1380	700	765
 two seat unit with left hand back / left hand arm	AND7724L (FRAME2)	1380	700	765
 two seat unit with right hand back / right hand arm	AND7724R (FRAME2)	1380	700	765
 two seat unit with left / right hand back / left hand arm	AND7725L (FRAME2)	1380	700	765
 two seat unit with left / right hand back / right hand arm	AND7725R (FRAME2)	1380	700	765
 two seat unit with centred left/right arms	AND7726 (FRAME2)	1380	700	765

For two tone fabric add 10% to RRP at the higher banding chosen, please also specify clearly the two tone requirement.

A new direction.

Finishes.

METAL LEGS

- FRAME1WH** White metal on single unit
- FRAME2WH** White metal on 2 seater unit
- FRAME3WH** White metal on 3 seater unit
- FRAME4WH** White metal on armchair unit

- FRAME1SL** Silver metal on single unit
- FRAME2SL** Silver metal on 2 seater unit
- FRAME3SL** Silver metal on 3 seater unit
- FRAME4SL** Silver metal on armchair unit

OAK LEGS

- FRAME1OAK** Oak on single unit
- FRAME2OAK** Oak on 2 seater unit
- FRAME3OAK** Oak on 3 seater unit
- FRAME4OAK** Oak on armchair unit

Build your codes.

Specify product:
three seat unit with centre back, no arms
AND7732












Specify leg finish:
optional oak legs
FRAME3OAK














Your codes:
AND7732
FRAME3OAK

Important:

- Please ensure you specify the frame finish on order.



Product	Code	W mm	D mm	H mm
 three seat unit with no back no arms	AND7730 (FRAME3)	2080	700	420
 three seat unit with left hand back no arms	AND7731 (FRAME3)	2080	700	765
 three seat unit with centre back no arms	AND7732 (FRAME3)	2080	700	765
 three seat unit with right hand back no arms	AND7733 (FRAME3)	2080	700	765
 three seat unit with left hand / centre back no arms	AND7734 (FRAME3)	2080	700	765
 three seat unit with centre / right hand back no arms	AND7735 (FRAME3)	2080	700	765
 three seat unit with left hand / right hand back no arms	AND7736 (FRAME3)	2080	700	765
 three seat unit with left hand / centre / right hand back no arms	AND7737 (FRAME3)	2080	700	765
 three seat unit with left hand back / left hand arm	AND7738L (FRAME3)	2080	700	765
 three seat unit with right hand back / right hand arm	AND7738R (FRAME3)	2080	700	765
 three seat unit with left hand / centre back / left hand arm	AND7739L (FRAME3)	2080	700	765
 three seat unit with centre / right hand back / right hand arm	AND7739R (FRAME3)	2080	700	765

Product	Code	W mm	D mm	H mm
 three seat unit - left hand / centre / right hand back / left hand arm	AND7740L (FRAME3)	2080	700	765
 three seat unit - left hand / centre / right hand back / right hand arm	AND7740R (FRAME3)	2080	700	765
 three seat unit - left hand with right hand back / left / right hand arm	AND7741 (FRAME3)	2080	700	765
 high back armchair	AND7750 (FRAME4)	950	760	1365
 high back two seat sofa	AND7751 (FRAME2)	1490	760	1365
 high back three seat sofa	AND7752 (FRAME3)	2190	760	1365
 high back armchair with headrest	AND7753 (FRAME4)	950	760	1365
 high back two seat sofa with headrest	AND7754 (FRAME2)	1490	760	1365
 high back three seat sofa with headrest	AND7755 (FRAME3)	2190	760	1365
 high back two seat sofa with left hand arm	AND7756L (FRAME2)	1490	760	1365
 high back two seat sofa with right hand arm	AND7756R (FRAME2)	1490	760	1365
 high back three seat sofa with left hand arm	AND7757L (FRAME3)	2190	760	1365
 high back three seat sofa with right hand arm	AND7757R (FRAME3)	2190	760	1365

For two tone fabric add 10% to RRP at the higher banding chosen, please also specify clearly the two tone requirement.



A new direction.

Finishes.

METAL LEGS

- FRAME5WH** White metal on curve unit
- FRAME5SL** Silver metal on curve unit

OAK LEGS

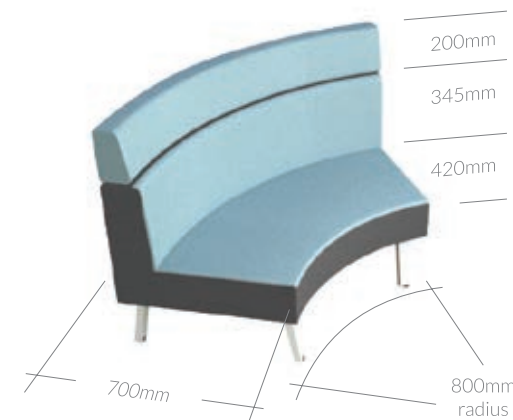
- FRAME5OAK** Oak on curve unit

Build your codes.

Specify product:
60 degree convex unit with backrest
AND8802

Specify leg finish:
optional oak legs
FRAME5OAK

Your codes:
AND8802
FRAME5OAK



Curved units.

Product		Code
	curved segment bench unit	AND8800 (FRAME5)
	60 degree concave unit with backrest	AND8801 (FRAME5)
	60 degree convex unit with backrest	AND8802 (FRAME5)
	60 degree concave unit with high backrest	AND8811H (FRAME5)
	60 degree convex unit with high backrest	AND8822H (FRAME5)

For two tone fabric add 10% to RRP at the higher banding chosen, please also specify clearly the two tone requirement.



Table Finishes.

MFC FINISHES

- BE** Beech
- GR** Light Grey
- PC** Portofino Cherry
- WH** White
- WA** Walnut
- MP** Maple
- VO** Verade Oak

LEG FINISHES

- WH** White
- SL** Silver
- OAK** Oak

Build your codes.

Specify product: freestanding table
ANDT19

Specify top finish: White
ANDT19WH

Specify leg finish: Oak legs
ANDT19WHOAK

Your code:
ANDT19WHOAK

Tables.



Product	Code	W mm	D mm	H mm
1 fixed table with single leg	ANDT1	700	700	735
2 fixed corner table with single leg	ANDT2	700	700	735
3 fixed in-line table with no legs	ANDT3	700	700	735
4 fixed table with single leg	ANDT4	1400	700	735
5 fixed table with two legs	ANDT5	1400	700	735
6 fixed in-line table - single leg	ANDT6	1400	700	735
7 fixed table - two legs	ANDT7	2100	700	735
8 fixed table - two legs	ANDT8	1400	1400	735
9 freestanding table	ANDT19	700	700	735
10 freestanding table	ANDT20	1400	700	735
11 freestanding coffee table	ANDT21	700	700	420
12 freestanding coffee table	ANDT22	1400	700	420

Note: Above listings are for tables only - please order seating separately. Please specify colour of metal leg or wood leg and MFC top finish on order (see MFC finishes on end pages).

Product	Code
TV bracket with security fitting up to 32" screen	ANDTVB

A new direction booths.

Style, presence and quality describes our A New Direction booths.

We offer four and six seat booths with options of headrests and power modules. All options are available with a stylish steel or oak wooden leg.

Leg finishes.

METAL LEGS

FRAME2WH White metal on 2 seater unit
FRAME3WH White metal on 3 seater unit

FRAME2SL Silver metal on 2 seater unit
FRAME3SL Silver metal on 3 seater unit

OAK LEGS

FRAME2OAK Oak on 2 seater unit
FRAME3OAK Oak on 3 seater unit

Table Finishes.

MFC FINISHES

BE Beech
GR Light Grey
PC Portofino Cherry
WH White
WA Walnut
MP Maple
VO Verade Oak

LEG FINISHES

WH White
SL Silver
OAK Oak



Build your booth codes.

Specify product:
 2 x 2 seater high back booth
AND7760 (2xFRAME2)

Specify leg finish:
 Oak legs
AND7760 (2xFRAME2)OAK

Your codes:
AND7760 (2xFRAME2)OAK


Build your table codes.

Specify product:
 Table for four seater booth
ANDT10

Specify top finish:
 White
ANDT10WH

Specify leg finish:
 Oak legs
ANDT10WHOAK

Your code: **ANDT10WHOAK**



Product	Code	W mm	D mm	H mm
Four seater booths.				
1 2 x two seater high back booth	AND7760 (2xFRAME2)	1490	1495	1365
2 2 x two seater high back booth with headrests	AND7765 (2xFRAME2)	1490	1495	1365
Six seater booths.				
3 2 x three seater high back booth	AND7761 (2xFRAME3)	2190	2295	1365
4 2 x three seater high back booth with headrests	AND7766 (2xFRAME3)	2190	2295	1365

For two tone fabric add 10% to RRP at the higher banding chosen, please also specify clearly the two fabrics.



Product	Code	W mm	D mm	H mm
Booth tables.				
5 for four seater booth	ANDT10	1200	600	735
6 for six seater booth	ANDT11	1900	600	735

Options.

TV bracket with security fitting for up to 32" screen **ANDTVB**

Encanto reception

Encanto is an elegant soft seating solution that is high in quality and unique in design.

Available in a choice of high and low backs. Built-in lumbar support and angular arms give Encanto a contemporary look which will inspire employees collaborations.



Table top finishes.



Product	Code	W mm	D mm	SH mm	H mm
High back unit.					
1 with black sled frame	ENC01H-MF	790	730	450	1270
with wooden sled frame	ENC01H-WF	790	730	450	1270
High back two seater unit.					
2 with black sled frame	ENC02H-MF	1390	730	450	1270
with wooden sled frame	ENC02H-WF	1390	730	450	1270
High back three seater unit.					
3 with black sled frame	ENC03H-MF	1990	730	450	1270
with wooden sled frame	ENC03H-WF	1990	730	450	1270
Low back unit.					
4 with black sled frame	ENC01L-MF	790	730	450	920
with wooden sled frame	ENC01L-WF	790	730	450	920
Low back two seater unit.					
5 with black sled frame	ENC02L-MF	1390	730	450	920
with wooden sled frame	ENC02L-WF	1390	730	450	920
Low back three seater unit.					
6 with black sled frame	ENC03L-MF	1990	730	450	920
with wooden sled frame	ENC03L-WF	1990	730	450	920
Please specify fabric on order.					

Product	Code	W mm	D mm	H mm
Coffee table.				
square, black sled frame	ENC-TAB01-MF	600	600	310
7 square, wooden sled frame	ENC-TAB01-WF	600	600	310
8 rectangular, black sled frame	ENC-TAB02-MF	1000	600	310
square, wooden sled frame	ENC-TAB02-WF	1000	600	310

Specify table top finish after product code e.g. ENC-TAB02-MF-KO (Kendal Oak) or -WH for white.

Product	Code
Optional accessory.	
1 x UK socket / 1 x USB fast charge A+B connectors / black	PTN-1T-K

Starter lead required and sold separately. See accessories section.

Encanto modular.

Group to create large configurations for meetings and reception areas or use as stand-alone pieces.

The quality construction and robust design delivers an endless array of configurations and the high back units offer comfort and privacy where people can work, team up or gather.



Encanto modular high.



Product	Code	W mm	D mm	SH mm	H mm
High back unit.					
with black sled frame	ENC-MOD01H-MF	600	730	450	1270
1 with wooden sled frame	ENC-MOD01H-WF	600	730	450	1270
High back concave unit.					
with black sled frame	ENC-MOD01H-CC-MF	780	730	450	1270
2 with wooden sled frame	ENC-MOD01H-CC-WF	780	730	450	1270
High back convex unit.					
with black frame	ENC-MOD02H-CV-MF	920	820	450	1270
3 with wooden sled frame	ENC-MOD02H-CV-WF	920	820	450	1270
High back bench unit, no arms.					
with black sled frame	ENC-MOD02H-MF	1200	730	450	1270
4 with wooden sled frame	ENC-MOD02H-WF	1200	730	450	1270
High back bench unit with one arm.					
with left arm, black sled frame	ENC-MOD02H-LA-MF	1295	730	450	1270
5 with left arm, wooden sled frame	ENC-MOD02H-LA-WF	1295	730	450	1270
with right arm, black sled frame	ENC-MOD02H-RA-MF	1295	730	450	1270
with right arm, wooden sled frame	ENC-MOD02H-RA-WF	1295	730	450	1270
High power module divider with Pixel.					
with black sled frame	ENC-MOD01H-PM-MF	200	730		1270
6 with wooden sled frame	ENC-MOD01H-PM-WF	200	730		1270

Please specify fabric on order.

Encanto modular.

Table top finishes.



Encanto modular low.



Product	Code	W mm	D mm	SH mm	H mm
Low back unit.					
1 with black sled frame	ENC-MOD01L-MF	600	730	450	790
with wooden sled frame	ENC-MOD01L-WF	600	730	450	790
Low back concave unit.					
2 with black sled frame	ENC-MOD01L-CC-MF	780	730	450	790
with wooden sled frame	ENC-MOD01L-CC-WF	780	730	450	790
Low back convex unit.					
3 with black frame	ENC-MOD01L-CV-MF	920	820	450	790
with wooden sled frame	ENC-MOD01L-CV-WF	920	820	450	790
Low back bench unit, no arms.					
4 with black sled frame	ENC-MOD02L-MF	1200	730	450	790
with wooden sled frame	ENC-MOD02L-WF	1200	730	450	790
Low back bench unit with one arm.					
with left arm, black sled frame	ENC-MOD02L-LA-MF	1295	730	450	790
with left arm, wooden sled frame	ENC-MOD02L-LA-WF	1295	730	450	790
5 with right arm, black sled frame	ENC-MOD02L-RA-MF	1295	730	450	790
with right arm, wooden sled frame	ENC-MOD02L-RA-WF	1295	730	450	790
Power module divider.					
6 with black sled frame	ENC-MOD01L-PM-MF	200	730		790
with wooden sled frame	ENC-MOD01L-PM-WF	200	730		790

Please specify fabric finish on order.

Encanto booths.

Designed to offer that essential private area in any busy workplace by forming a virtual room within a larger open space.

The clean, modern lines of the Encanto high back seating fix together with a table and optional power supply to provide an enclosed or open visual and acoustic space.



Table top finishes.



Encanto meeting booths.



Product	Code	W mm	D mm	SH mm	H mm
Two seater enclosed meeting booth.					
with black sled frame	ENC-POD02-MF	2250	790	450	1270
1 with wooden sled frame	ENC-POD02-WF	2250	790	450	1270
Four seater enclosed meeting booth.					
with black sled frame	ENC-POD04-MF	2250	1390	450	1270
2 with wooden sled frame	ENC-POD04-WF	2250	1390	450	1270
Six seater enclosed meeting booth.					
with black sled frame	ENC-POD06-MF	2250	1990	450	1270
3 with wooden sled frame	ENC-POD06-WF	2250	1990	450	1270
Two seater open meeting booth.					
4 with black sled frame	ENCOP-POD02-MF	2250	695	450	1270
with wooden sled frame	ENCOP-POD02-WF	2250	695	450	1270
Four seater open meeting booth.					
5 with black sled frame	ENCOP-POD04-MF	2250	1295	450	1270
with wooden sled frame	ENCOP-POD04-WF	2250	1295	450	1270
Six seater open meeting booth.					
6 with black sled frame	ENCOP-POD06-MF	2250	1895	450	1270
with wooden sled frame	ENCOP-POD06-WF	2250	1895	450	1270

Specify top finish after product code e.g. ENC-POD02-MF-KO (Kendal Oak) or -WH for white. Specify fabric on order.

Product	Code
Optional accessories.	
24-34 inch TV bracket mounted on infill panel	TV-BRACKET
Power module infill panel, 1 x UK socket, 1 x USB fast charge (A&C connectors) in black	PTN-1T-K

Mains lead to be ordered separately. For starter and add-on leads refer to desk accessory section. Contact our sales team for details.



Screens & pods.

Preserving your privacy.

Our screen range offers a friendlier way to subdivide space within any setting. These practical office additions protect privacy, help concentration, and decrease the risk of infection transmitting among workers. Individuals can focus on their personal tasks while still feeling part of a team. In addition, these screens also offer acoustic properties.

Our screens support the changing culture and demanding needs of today's workplaces.

Loop.

Wedge.

Trio desk-mounted screens.

Cosy desk-mounted screens.

Aero quadrilateral desk screens.

Halo desk-mounted screens.

Toolrail and blade accessories.

Cosy floor-standing screens.

Zone floor-standing screens.

Fluid-ity focus.

Fluid-ity team.

Fluid-ity wall.

InnoPod.

Hoozone meeting pod.

Telephone pod.

On the QT.



Loop.



Fabrics: please refer to manufacturer warranty

Desk-mounted screens with a slimline profile edge.

25 mm thick panels framed with a 4 mm thick extruded PVC profile in white, black or silver. Suitable brackets must be added to each panel to attach it to a work surface and are priced separately. Please specify at time of ordering.



Product	Code
Straight screen, 350 mm high.	
585 mm wide	LOOP-ST-0635R
785 mm wide	LOOP-ST-0835R

Product	Code
Straight screen, 380 mm high.	
785 mm wide	LOOP-ST-0838R
800 mm wide	LOOP-ST-0838
985 mm wide	LOOP-ST-1038R
1000 mm wide	LOOP-ST-1038
1185 mm wide	LOOP-ST-1238R
1200 mm wide	LOOP-ST-1238
1385 mm wide	LOOP-ST-1438R
1400 mm wide	LOOP-ST-1438
1585 mm wide	LOOP-ST-1638R
1600 mm wide	LOOP-ST-1638
1785 mm wide	LOOP-ST-1838R
1800 mm wide	LOOP-ST-1838

Product	Code
Wave screen, 350 mm high.	
585 mm wide	LOOP-WV-0635R
785 mm wide	LOOP-WV-0835R

Product	Code
Wave screen, 380 mm high.	
785 mm wide	LOOP-WV-0838R
800 mm wide	LOOP-WV-0838
985 mm wide	LOOP-WV-1038R
1000 mm wide	LOOP-WV-1038
1185 mm wide	LOOP-WV-1238R
1200 mm wide	LOOP-WV-1238
1385 mm wide	LOOP-WV-1438R
1400 mm wide	LOOP-WV-1438
1585 mm wide	LOOP-WV-1638R
1600 mm wide	LOOP-WV-1638
1785 mm wide	LOOP-WV-1838R
1800 mm wide	LOOP-WV-1838

Please state profile in white, black or silver when ordering. If you are not certain which bracket is appropriate for your usage, please contact our Sales Office. Pinnable options are also available: POA.



Product	Code
Toolrail accessories.	
1 accessory rail 600 wide	AR8
accessory rail 800 wide	AR10
accessory rail 1000 wide	AR12
accessory rail 1200 wide	AR14
accessory rail 1400 wide	AR16
accessory rail 1600 wide	AR18
2 A4 letter tray	LTA4
A3 letter tray	LTA3
3 pencil pot	PP
4 phone holder	PH
5 name holder	NH
6 trinket pot	TP



Product	Code
Screen brackets. (Two brackets required per screen)	
7 Desk spine screen bracket (each)	SBKT-01
7 Desk spine and return screen bracket - Aston Desking	SBKT-01
8 New Bench Lite desk & bench end of run return screen bracket (each)	SBKT-03
Magnus desk and bench mid run side screen bracket (each)	SBKT-05
9 Back to back benching screen bracket (each)	SBKT-37
10 New Bench Lite benching divider screen bracket (pair)	NBLBDSB
11 New Bench Lite desk divider screen bracket (pair)	NBLDDSB

Tool rail accessories and screen brackets are available in white, silver or black. These should be included at point of order.

Wedge.



Fabrics: please refer to manufacturer warranty

This clever design slots into place to form distinct working areas.

Designed to push onto 25 mm desktops, Wedge is easy to reposition with no brackets required. Fabric covered to complement your interior.


Product	Code	W mm	D mm
Wedge screen.			
	W/340.07NOTRIM	700	340



Trio desk screen.




Fabrics: please refer to manufacturer warranty

Product	Code	W mm	D mm	
Trio straight desk-mounted fabric screen.				
Trim is available in white, silver or black.				
	350 mm high.			
	to fit 570mm deep benching top	TRIO-T1-0635R	585	30
	to fit 770mm deep benching top	TRIO-T1-0835R	785	30
	380 mm high.			
	to fit 800 mm top	TRIO-T1-0838R	785	30
	to fit 800 mm top	TRIO-T1-0838	800	30
	to fit 1000 mm top	TRIO-T1-1038R	985	30
	to fit 1000 mm top	TRIO-T1-1038	1000	30
	to fit 1200 mm top	TRIO-T1-1238R	1185	30
	to fit 1200 mm top	TRIO-T1-1238	1200	30
	to fit 1400 mm top	TRIO-T1-1438R	1385	30
	to fit 1400 mm top	TRIO-T1-1438	1400	30
	to fit 1600 mm top	TRIO-T1-1638R	1585	30
	to fit 1600 mm top	TRIO-T1-1638	1600	30
	to fit 1800 mm top	TRIO-T1-1838R	1785	30
	to fit 1800 mm top	TRIO-T1-1838	1800	30

Trio wave desk-mounted screen.


Trim is available in white, silver or black.

	350 mm high.			
	to fit 570mm deep benching top	TRIO-T5-0635R	585	30
	to fit 770mm deep benching top	TRIO-T5-0835R	785	30
	380 - 180 mm high.			
	to fit 800 mm top	TRIO-T5-0838R	785	30
	to fit 800 mm top	TRIO-T5-0838	800	30
	to fit 1000 mm top	TRIO-T5-1038R	985	30
	to fit 1000 mm top	TRIO-T5-1038	1000	30
	to fit 1200 mm top	TRIO-T5-1238R	1185	30
	to fit 1200 mm top	TRIO-T5-1238	1200	30
	to fit 1400 mm top	TRIO-T5-1438R	1385	30
	to fit 1400 mm top	TRIO-T5-1438	1400	30
	to fit 1600 mm top	TRIO-T5-1638R	1585	30
	to fit 1600 mm top	TRIO-T5-1638	1600	30
	to fit 1800 mm top	TRIO-T5-1838R	1785	30
	to fit 1800 mm top	TRIO-T5-1838	1800	30

Product	Code
Screen brackets.	
Desk spine screen bracket (each)	SBKT-01
New Bench Lite desk & bench end of run return screen bracket (each)	SBKT-03
Back to back benching screen bracket (each)	SBKT-37
Mid-run return front screen bracket	SBKT-50
Magnus end of run return screen bracket (each)	SBKT-01
Magnus Bench end leg bracket	SBKT-100
Magnus Bench inter leg bracket	SBKT-101

Product	Code
Linking accessories (each).	
Return screen link kit	SA-LINK-KIT
90° Linking post	LINK-POST-0380
120° Linking post	LINK-120D-0380
90° linking post includes 2 linking strips which double as infill strips when only linking 2 or 3 screen together. 120° linking post includes 1 linking strip which doubles as infill strip when only linking 2 screens.	


Tool rail accessories and screen brackets are available in white, silver or black. These should be included at point of order.

Product	Code	W mm	D mm	
Trio half-glazed desk-mounted screen.				
Trim is available in white, silver or black.				
	350 mm high.			
	to fit 570mm deep benching top	TRIO-T3-0635R	585	30
	to fit 770mm deep benching top	TRIO-T3-0835R	785	30
	380 mm high.			
	to fit 800 mm top	TRIO-T3-0838R	785	30
	to fit 800 mm top	TRIO-T3-0838	800	30
	to fit 1000 mm top	TRIO-T3-1038R	985	30
	to fit 1000 mm top	TRIO-T3-1038	1000	30
	to fit 1200 mm top	TRIO-T3-1238R	1185	30
	to fit 1200 mm top	TRIO-T3-1238	1200	30
	to fit 1400 mm top	TRIO-T3-1438R	1385	30
	to fit 1400 mm top	TRIO-T3-1438	1400	30
	to fit 1600 mm top	TRIO-T3-1638R	1585	30
	to fit 1600 mm top	TRIO-T3-1638	1600	30
	to fit 1800 mm top	TRIO-T3-1838R	1785	30
	to fit 1800 mm top	TRIO-T3-1838	1800	30

Cosy desk screen.




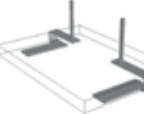



Fabrics: please refer to manufacturer warranty

Product	Code	W mm	D mm	
Rectangular fabric screen.				
	350 mm high			
	to fit 570mm deep benching top	COSY-T1-0635R	585	25
	to fit 770mm deep benching top	COSY-T1-0835R	785	25
	380 mm high			
	to fit 800 mm top	COSY-T1-0838	800	25
	to fit 1000 mm top	COSY-T1-1038	1000	25
	to fit 1200 mm top	COSY-T1-1238	1200	25
	to fit 1400 mm top	COSY-T1-1438	1400	25
	to fit 1600 mm top	COSY-T1-1638	1600	25
	to fit 1800 mm top	COSY-T1-1838	1800	25
	to fit 2000 mm top	COSY-T1-2038	2000	25

Only available in Camira Blazer Lite. Screen brackets are available in white, silver or black. These should be included at point of order.



				
7	8	9	10	11
Product				Code
Screen brackets. (Two brackets required per screen)				
7	Desk spine screen bracket (each)			SBKT-01
7	Desk spine and return screen bracket - Aston Desking			SBKT-01
8	New Bench Lite desk & bench end of run return screen bracket (each)			SBKT-03
9	Back to back benching screen bracket (each)			SBKT-37
10	New Bench Lite benching divider screen bracket (pair)			NBLBDSB
11	New Bench Lite desk divider screen bracket (pair)			NBLDDSB

Tool rail accessories and screen brackets are available in white, silver or black. These should be included at point of order.

Aero quadrilateral desk screen.





Fabrics: please refer to manufacturer warranty

A fully upholstered, fabric covered frameless screen, blending innovation and contemporary styling.



Product	Code	W mm	D mm
---------	------	------	------

Framed fabric screen, 120 mm drop top profile.

	350 - 90 mm high. to fit 570mm deep top	AERO-QUAD-0635R	585	27
	to fit 770mm deep top	AERO-QUAD-0835R	785	27
	380 -120 mm high. to fit 800 mm top	AERO-QUAD-0838R	785	27
	to fit 800 mm top	AERO-QUAD-0838	800	27
	to fit 1000 mm top	AERO-QUAD-1038R	985	27
	to fit 1000 mm top	AERO-QUAD-1038	1000	27
	to fit 1200 mm top	AERO-QUAD-1238R	1185	27
	to fit 1200 mm top	AERO-QUAD-1238	1200	27
	to fit 1400 mm top	AERO-QUAD-1438R	1385	27
	to fit 1400 mm top	AERO-QUAD-1438	1400	27
	to fit 1600 mm top	AERO-QUAD-1638R	1585	27
	to fit 1600 mm top	AERO-QUAD-1638	1600	27
	to fit 1800 mm top	AERO-QUAD-1838R	1785	27
to fit 1800 mm top	AERO-QUAD-1838	1800	27	



Product	Code
Screen brackets. (Two brackets required per screen)	
7 Desk spine screen bracket (each)	SBKT-01
7 Desk spine and return screen bracket - Aston Desking	SBKT-01
8 New Bench Lite desk & bench end of run return screen bracket (each)	SBKT-03
Magnus desk and bench mid run side screen bracket (each)	SBKT-05
9 Back to back benching screen bracket (each)	SBKT-37
10 New Bench Lite benching divider screen bracket (pair)	NBLBDSB
11 New Bench Lite desk divider screen bracket (pair)	NBLDDSB

Tool rail accessories and screen brackets are available in white, silver or black. These should be included at point of order.

Halo desk screen.





Fabrics: please refer to manufacturer warranty



A desk-mounted screen, framed on all four sides, with a lightly proportioned aluminium extrusion.

Product	Code	W mm	D mm
---------	------	------	------

Framed fabric screen. (Trim is available in white, silver or black).

	350 mm high. to fit 570mm deep benching top	HALO-T1-0635R	585	30
	to fit 770mm deep benching top	HALO-T1-0835R	785	30
	380 mm high. to fit 800 mm top	HALO-T1-0838R	785	30
	to fit 800 mm top	HALO-T1-0838	800	30
	to fit 1000 mm top	HALO-T1-1038R	985	30
	to fit 1000 mm top	HALO-T1-1038	1000	30
	to fit 1200 mm top	HALO-T1-1238R	1185	30
	to fit 1200 mm top	HALO-T1-1238	1200	30
	to fit 1400 mm top	HALO-T1-1438R	1385	30
	to fit 1400 mm top	HALO-T1-1438	1400	30
	to fit 1600 mm top	HALO-T1-1638R	1585	30
	to fit 1600 mm top	HALO-T1-1638	1600	30
	to fit 1800 mm top	HALO-T1-1838R	1785	30
to fit 1800 mm top	HALO-T1-1838	1800	30	


Framed glazed screen. (Trim is available in white, silver or black).

	350 mm high. to fit 570mm deep benching top	HALO-T3-0635R	585	30
	to fit 770mm deep benching top	HALO-T3-0835R	785	30
	380 mm high. to fit 800 mm top	HALO-T3-0838R	785	30
	to fit 800 mm top	HALO-T3-0838	800	30
	to fit 1000 mm top	HALO-T3-1038R	985	30
	to fit 1000 mm top	HALO-T3-1038	1000	30
	to fit 1200 mm top	HALO-T3-1238R	1185	30
	to fit 1200 mm top	HALO-T3-1238	1200	30
	to fit 1400 mm top	HALO-T3-1438R	1385	30
	to fit 1400 mm top	HALO-T3-1438	1400	30
	to fit 1600 mm top	HALO-T3-1638R	1585	30
	to fit 1600 mm top	HALO-T3-1638	1600	30
	to fit 1800 mm top	HALO-T3-1838R	1785	30
to fit 1800 mm top	HALO-T3-1838	1800	30	

Product	Code	Product	Code
Screen brackets.			
Spine & return screen bracket (pair) Aston/Dali/Magnus	SBKT-10	Linking accessories (each).	
Back to back benching screen plate (each)	SBKT-16	Return screen link kit	SA-LINK-KIT
Back to back benching screen track insert (each)	SBKT-72	90° Linking post	LINK-POST-0380
(SBKT-16 & SBKT-72 should be ordered together to create a single bracket)		120° Linking post	LINK-120D-0380
Mid-run return front screen (each)	SBKT-50	90° linking post includes 2 linking strips which double as infill strips when only linking 2 or 3 screen together. 120° linking post includes 1 linking strip which doubles as infill strip when only linking 2 screens.	
New Bench Lite Desk & Bench side return screen bracket (each)	SBKT-54		
Magnus Bench end leg bracket (each)	SBKT-100		
Magnus Bench inter leg bracket (each)	SBKT-101		

Tool rail accessories and screen brackets are available in white, silver or black. These should be included at point of order.

Toolrail and blade accessories.



Toolrail and blade screen combination.

To order, add toolrail code to blade code e.g.: E2A-T1-1600 + E2A-T2-1238 electric blue. Metalwork is available in white, silver, black, graphite as standard, or any RAL colour as a special – please contact us for price. Brackets are ordered separately – please see below.

Product	Code	W mm	D mm	H mm
Desk-mounted toolrail.				
	E2A-T1-0800	800	30	165
	E2A-T1-1000	1000	30	165
	E2A-T1-1200	1200	30	165
	E2A-T1-1400	1400	30	165
	E2A-T1-1600	1600	30	165
	E2A-T1-1800	1800	30	165

Product	Code	W mm	D mm	Code	W mm	D mm
Perspex blade screen, 280 mm high.			Perspex blade screen, 380 mm high.			
	E2A-T2-0828	800	5	E2A-T2-0838	800	5
	E2A-T2-1028	1000	5	E2A-T2-1038	1000	5
	E2A-T2-1228	1200	5	E2A-T2-1238	1200	5
	E2A-T2-1428	1400	5	E2A-T2-1438	1400	5
	E2A-T2-1628	1600	5	E2A-T2-1638	1600	5
	E2A-T2-1828	1800	5	E2A-T2-1838	1800	5

Please specify screen brackets. Perspex blades are supplied in a frosted finish in a choice of slate grey, electric blue, chilli red, glacier green, polar white and aurora violet.

Product	Code	Product	Code
Toolrail accessories.		Screen brackets (per pair).	
A4 letter tray (landscape)	SA-A4LT	for Toolrail/Trio/Halo – single desk	SBKT-10
A3 letter tray (landscape)	SA-A3LT	Back to back benching screen plate (each)	SBKT-16
pencil pot	SA-PEPT	Back to back benching screen track insert (each)	SBKT-72
phone holder	SA-PHLD	(SBKT-16 & SBKT-72 should be ordered together to create a single bracket)	
name holder	SA-NHLD		
trinket pot	SA-TRPT		

Cosy floor-standing screens.






a contemporary range of ultra lightweight, fabric covered, floor standing screens.

The elegant edge profile and bold stitching detail around the hem make this screen a high end product with a premium quality feel. Choose between mobile and static base options depending on your needs, create private meeting areas or simply create corrals in the office for an ever changing work environment.



Fabrics: please refer to manufacturer warranty



Product	Code	W mm	D mm	H mm	
Radius corners.					
	1500 mm high	COSY-FS-T1-0815	800	18	1500
	1800 mm high	COSY-FS-T1-0818	800	18	1800
Square corners.					
	1500 mm high	COSY-FS-T2-0815	800	18	1500
	1800 mm high	COSY-FS-T2-0818	800	18	1800
Chamfered corners					
	1500 mm high	COSY-FS-T3-0815	800	18	1500
	1800 mm high	COSY-FS-T3-0818	800	18	1800
Bases.					
	Static	COSY-FS-BP-STAT	700	300	
	Mobile	COSY-FS-BP-MOBI	700	300	

Bases are available in Black, white, silver or clear. Please specify on order. Cosy screens are only available in 3 mm foam backed Blazer Lite fabric.

Zone floor-standing screens.

Zone's clean, crisp, angular design has been designed to reflect the latest trends in office furniture.

The use of intelligently designed aluminium extrusions ensures that Zone screens will integrate with the Trio and Halo ranges of desktop screens which, in turn, integrate seamlessly with many desk frames. Zone screens are pinnable as standard.



Fabrics: please refer to manufacturer warranty



Trim is available in white, silver or black. Please specify at point of order.



Trim is available in white, silver or black. Please specify at point of order.

Code	W mm	H mm
------	------	------

Aluminium top rail screen.

ZONE-T1-0810	800	1071
ZONE-T1-1010	1000	1071
ZONE-T1-1210	1200	1071
ZONE-T1-1410	1400	1071
ZONE-T1-1610	1600	1071
ZONE-T1-1810	1800	1071

ZONE-T1-0812	800	1200
ZONE-T1-1012	1000	1200
ZONE-T1-1212	1200	1200
ZONE-T1-1412	1400	1200
ZONE-T1-1612	1600	1200
ZONE-T1-1812	1800	1200

ZONE-T1-0815	800	1500
ZONE-T1-1015	1000	1500
ZONE-T1-1215	1200	1500
ZONE-T1-1415	1400	1500
ZONE-T1-1615	1600	1500
ZONE-T1-1815	1800	1500

ZONE-T1-0818	800	1800
ZONE-T1-1018	1000	1800
ZONE-T1-1218	1200	1800
ZONE-T1-1418	1400	1800
ZONE-T1-1618	1600	1800

Screens require feet for stability.

Code	W mm	H mm
------	------	------

Part glazed screen.

ZONE-T3-0810	800	1071
ZONE-T3-1010	1000	1071
ZONE-T3-1210	1200	1071
ZONE-T3-1410	1400	1071
ZONE-T3-1610	1600	1071
ZONE-T3-1810	1800	1071

ZONE-T3-0812	800	1200
ZONE-T3-1012	1000	1200
ZONE-T3-1212	1200	1200
ZONE-T3-1412	1400	1200
ZONE-T3-1612	1600	1200
ZONE-T3-1812	1800	1200

ZONE-T3-0815	800	1500
ZONE-T3-1015	1000	1500
ZONE-T3-1215	1200	1500
ZONE-T3-1415	1400	1500
ZONE-T3-1615	1600	1500
ZONE-T3-1815	1800	1500

ZONE-T3-0818	800	1800
ZONE-T3-1018	1000	1800
ZONE-T3-1218	1200	1800
ZONE-T3-1418	1400	1800
ZONE-T3-1618	1600	1800
ZONE-T3-1818	1800	1800

Screens require feet for stability.

Part Glazed Acrylic colours.



Please note that these colours are indicative only, and may vary during the printing process. Sample swatches should be requested before ordering. The colours and codes shown are satin finish on both sides.



Code	W mm	H mm
------	------	------

Wave PVC top screen.

ZONE-T5-0812	800	1071-1200
ZONE-T5-1012	1000	1071-1200
ZONE-T5-1212	1200	1071-1200
ZONE-T5-1412	1400	1071-1200
ZONE-T5-1612	1600	1071-1200
ZONE-T5-1812	1800	1071-1200

ZONE-T5-0815	800	1200-1500
ZONE-T5-1015	1000	1200-1500
ZONE-T5-1215	1200	1200-1500
ZONE-T5-1415	1400	1200-1500
ZONE-T5-1615	1600	1200-1500
ZONE-T5-1815	1800	1200-1500

ZONE-T5-0818	800	1500-1800
ZONE-T5-1018	1000	1500-1800
ZONE-T5-1218	1200	1500-1800
ZONE-T5-1418	1400	1500-1800
ZONE-T5-1618	1600	1500-1800

Screens require feet for stability. Other shapes and styles are available.

Trim and feet are available in white, silver or black. Please specify at point of order.



Product	Code
---------	------

Linking strips - 90°.

for 1071h mm screens	LINK-POST-1071
for 1200h mm screens	LINK-POST-1200
for 1500h mm screens	LINK-POST-1500
for 1800h mm screens	LINK-POST-1800

Linking strips - 120°.

for 1071h mm screens	LINK-120D-1071
for 1200h mm screens	LINK-120D-1200
for 1500h mm screens	LINK-120D-1500
for 1800h mm screens	LINK-120D-1800

Aluminium linking posts enable multi-way linking of screens.

90 degree linking post includes 2 linking strips which double as infill strips when only linking 2 or 3 screens together.

120 degree linking post includes 1 linking strip which doubles as infill strip when only linking 2 screens.



Feet.	Code
Flat Delta Foot	SBKT-91
Flat T Foot	SBKT-92

Fluid-ity focus

Product	Code	W mm	D mm	H mm
1 single curved desk pod	BN01	1410	1110	1100/1400
2 four desk curved pod	BN02	1638	3851	1100/1400
3 two desk curved pod	BN03	2605	2555	1100/1400
4 three desk curved pod	BN06	2405	1800	1100/1400
5 single desk triangular pod	BN07	1930	1820	1100/1400
6 single desk rectangular pod	C09	1400	1400	1100/1400
7 eight desk back-to-back rectangular pod	C016	5600	2800	1100/1400
8 single curved ellipse desk pod	SB1	1200	1000	1100/1400
9 single deep curved ellipse desk pod	SB3	1400	1600	1100/1400
10 single desk radius rectangular pod	WB1	1700	1200	1100/1400
11 two desk soft rectangular pod with screen	WB3	1700	2400	1100
12 four desk soft rectangular pod with screen	WB4	3400	2400	1100

Private areas can be created through a number of different set-ups.



Fabrics: please refer to manufacturer warranty





Fluid-ity team

Our flexible furniture solutions provide modern aesthetics with integrated communication and media connectivity to encourage group collaboration.

Product	Code	W mm	D mm	H mm
1 three rectangular desks, four screens	BN08	8491	2540	1100/1400
2 triangular table, enclosed pod	BN04	3520	2900	1400
3 four circular tables, four soft square pods	BN05	4950	5000	1400
4 large round table, soft square pod	ME3	2500	2500	1400/1800
5 large round table, two opening tall circular pod	ME27	3000	3000	2100*
6 wedge table, curved rear screen*	MU1	2800	1655	1400
7 round linked table, square pod*	MU5	2800	2510	1400

Lids and lighting available - POA. *Supplied with halo support (200 mm tall - overall height = 2300 mm)



Fluid-ity wall



Fabrics: please refer to manufacturer warranty

Fluid-ity screens provide provision for resource isolation, creating a sound reduction shield for shared resources, such as printers and storage.

Product	Code	W mm	D mm	H mm
1 600 mm wide wall section	UT1	600	50	1400/1800
2 low curved pod	PH1*	1110	1110	700
3 high curved pod	PB1*	1110	1110	2100

* Left hand and right hand versions available - please specify at the time of ordering. Please specify top finish on order. See finishes page for MFC options.



Accessories.

Product	
12 Puma - Panel	Available with a variety of options including: power, USB charge and HDMI. Limited availability on curved panels.
13 Pixel - Panel	Provides one power socket and one USB charge. Limited availability on curved panels. Also available in desktops.
14 Pluto - Desktop	Available with a variety of options including power and USB charge.
15 Cableport - Panel	Double-sided for cable management. Limited availability on curved panels.
16 Aircharge - Desktop	Wireless charging point.



12



13



14



15



16



InnoPod.

A flexible mobile workspace perfect for creating a private area exactly where you need it.

Away from all the hubbub of the office, InnoPod creates an excellent barrier against acoustic and visual distractions. Available in two sizes taking up only about one square meter, the InnoPod is perfect for any open plan work area or breakout. Contact our sales team for fabric and top options.

Standard fabric finishes available for INNOPOD are Hush or Chili, from the Gabriel range of 100% post consumer, flame retardant polyester.

Alternative fabrics are available as POA.

Product	Code	W mm	D mm	H mm
InnoPod with desktop.				
 <p>Includes 810 x 490 mm desktop. Desktop can be set at desk or poseur height.</p>	INP-SM	1300	950	2050
InnoPod Big with tabletop.				
 <p>Includes 801 x 1180 mm tabletop Tabletop can be set at desk or poseur height.</p>	INP-BG	1950	950	2050



Hoozone meeting pod.

Hoozone is ideal for incorporating a quiet space in collaborative areas.

It's the perfect place for an employee to make a discreet call and, with a generous work shelf, it can accommodate extended periods of individual working and focus away from the distractions of the wider work area.

Retail price does not include delivery and installation. These services are priced separately based on quantity and location.

Product	Code	W mm	D mm	H mm
Telephone Pod White configuration.				
 <p>Includes: Ceiling with LED spot light PIR controlled. Back and side walls in sound absorbing fabric panels. 1 x clear glazed hinged door with double-sided magnetic pull handle. Black MFC floor and carpet tile included.</p>	HZPB1	1000	1000	2100

Options

air circulation unit	632
side shelf	1,038
Port-el 1power/1 smart charge	949
Manifest stripe	445



Telephone pod.

The Telephone Pod provides acoustic privacy for employees in today's open plan workspace.

It's the perfect place for an employee to make a discreet call and, with a generous work shelf, it can accommodate extended periods of individual working and focus away from the distractions of the wider work area.

Retail price does not include delivery and installation. These services are priced separately based on quantity and location.

Product	Code	W mm	D mm	H mm
---------	------	------	------	------

Telephone Pod White configuration.



- White relief outer panels
- 2x Camira Synergy acoustic panels
- Floor levelling plinth
- Latch handle
- Black powder coated frame and handle RAL 9005
- LED light bars to ceiling
- Concealed airflow unit
- D200 mm White work table
- Phase unit: 1x power + twin USB charge
- PIR motion/occupancy sensor
- DDA compliant manifestations
- 8 mm glass door with brush seal

TP4-WC	1020	950	2250
--------	------	-----	------

Product	Code	W mm	D mm	H mm
---------	------	------	------	------

Telephone Pod Lite configuration.



- Oak fluted outer panels
- 2x Camira Lucia acoustic panels
- Floor levelling plinth
- Latch handle
- Satin Silver powder coated frame and handle
- LED down light
- D200 mm White work table with curved oak edging
- PIR motion/occupancy sensor
- DDA compliant manifestations
- 8 mm glass door with brush seal

TP4-LC	1020	950	2250
--------	------	-----	------

Telephone Pod Black configuration.



- Black fluted outer panels
- 2x Kvadrat Remix acoustic panels
- Floor levelling plinth
- Latch handle
- Black powder coated frame and handle Black RAL 9005
- LED light bars to ceiling
- Concealed airflow unit
- D200mm Black work table
- Phase unit: 1x power + twin USB charge
- PIR motion/occupancy sensor
- DDA compliant manifestations
- 8mm glass door with brush seal

TP4-BC	1020	950	2250
--------	------	-----	------

Telephone Pod Focus configuration.



- Oak relief outer panels
- 2x Camira Synergy acoustic panels
- Floor levelling plinth
- Latch handle
- Powder coated frame and handle - White RAL 9003
- LED light bars to ceiling
- Changing colour occupancy phone logo - RGB LED
- Concealed airflow unit
- D285 mm White work table with curved oak edging
- Phase unit: 1x power + twin USB charge
- PIR motion/occupancy sensor
- DDA compliant manifestations
- 8 mm glass door with brush seal

TP4-FC	1020	950	2250
--------	------	-----	------

Telephone Pod Classic configuration.



- Oak relief outer panels
- 2x Kvadrat Remix acoustic panels
- Floor levelling plinth
- Latch handle
- Powder coated frame and handle Anthracite RAL 7016
- LED light bars to ceiling
- Changing colour occupancy phone logo - RGB LED
- Concealed airflow unit
- D200 mm White work table with curved oak edging
- Phase unit: 1x power + twin USB charge
- PIR motion/occupancy sensor
- DDA compliant manifestations
- 8 mm glass door with brush seal

TP4-CC	1020	950	2250
--------	------	-----	------



Acoustic performance is maximised when the pods are positioned on a carpeted surface. Other configurations are available. Contact us for details.

On the QT.

A soft intuitive space to connect in privacy, carry out focused work or to simply think for a while.

The internal angled face bounces any reflected sound down and away, minimising audible reverb, while the angled wall offers enhanced acoustic privacy by exploiting the air gap between booths.



Product	Code	W mm	D mm	H mm
Short Angled Phonebooth.				
1 left hand opening, supplied empty	QT01	1000	1200	1900
2 right hand opening, supplied empty	QT02			
Seat unit for short phonebooth.				
1 for left opening unit (QT01)	QTF01	885	625	825
2 for right opening unit (QT02)	QTF02	885	625	825
Tall Angled Phonebooth.				
3 left hand opening, supplied empty	QT03	1000	1200	2200
4 right hand opening, supplied empty	QT04	1000	1200	2200

Acoustic performance is maximised when the pods are positioned on a carpeted surface. Contact our sales team for fabric options. Other configurations are available. Contact us for details.

Retail price does not include delivery and installation. These services are priced separately based on quantity and location.



Sustainable upholstery.

Contributing positively through our fabric choices.

To meet demand, some manufacturers rely on virgin synthetic materials that are cheap and quick to produce which often take decades to biodegrade. With textiles making up over seven per cent of solid waste in landfills, it's time to take a closer look at our upholstery choices.

Southernsbroadstock is proud to work with trusted fabrics partners to deliver our customers bespoke solutions with sustainability in mind.

Whenever possible, we recommend fabrics that are made from recycled or natural materials to reduce environmental impact.

By promoting sustainable fabrics, Southernsbroadstock are contributing to the reduction of waste, water conservation, lower carbon emissions, and soil regeneration while helping our customers meet their net-zero targets.

The benefits of using sustainable fabrics:

Eco-friendly.

Reduce the impact of your seating on the environment.

Biodegradable.

At the end of the product's life-cycle it won't sit in landfills for years.

Locally sourced.

Bast fibres can be grown and manufactured in the UK reducing their carbon footprint.

Comfort.

Sustainable fabrics have soft, flexible fibres making them comfortable and durable.

Naturally beautiful.

They come in a wide range of textures, colours and patterns.

Safer seating.

Higher natural fire retardancy with a reduced need for harmful chemical treatments.

Fabrics

for seating & screens.

Our fabric portfolio has been curated for style, quality, durability and sustainability for a variety of environments and challenges.

Working closely with our supply chain, we offer all fabric lines from Camira, Kvadrat, Panaz and more to ensure we keep in line with current trends and also support our supply chain partners to deliver expectations.

Due to the difficulties in reproduction of printed colours, please contact our sales team member if you require fabric or wood samples.

camira kvadrat

Panaz AGUA

inloom

Sustainable.

Our innovative fabric partners have developed eco-conscious fabrics which help reduce the carbon footprint of our soft-furnishings. Southernsbroadstock are committed to meeting our own sustainability targets and to work with clients on their net-zero journey.

Durable.

Our durable fabrics improve the quality and longevity of our products. Resilient fabrics means that our seating and screen ranges look great without the need for regular upholstery repairs and even replacements.


Clean.

Our antimicrobial fabrics have been treated to keep microbes such as bacteria, fungi, and viruses from growing and multiplying within their fibres, making them ideal for the most demanding environments and in the most challenging times.

Safe.

Crib 5, also known as Ignition Source 5, refers to material or furniture that's been tested to pass UK Fire Regulations. Our fabrics meet or exceed the standards expected from contract furnishings.

Some of the intelligent fabrics we offer:



Camira Oceanic.

Created entirely from post-consumer recycled plastic - from discarded debris floating in our seas.




Kvadrat Re-wool.

Crafted using 45% recycled wool, Re-wool is a rich upholstery textile with a sustainable profile.



Panaz EcoTwill.

Manufactured from recycled plastic, ecoTwill repurposes plastic bottles into a long-lasting, recyclable fabric.



Camira Sumi.

Sumi is 90% wool and acoustically transparent which makes it ideal for products with acoustic panels.



Kvadrat Patio Outdoor

Patio features a fluorocarbon-free, environmentally-focused, water-repellent and fast-drying finish.



Panaz Shieldplus.

Fast acting and durable anti-microbial fabrics and vinyls. Proven to be effective against Coronavirus.

Fabric band guide.

As there are many fabrics available from key supply partners, we have provided a limited collection for ease of range identity.



Task/multi-use seating fabrics.

Band A.

Camira Advantage	Camira Era	Camira Gravity	Camira Phoenix
Inloom Bondai	Inloom Alba	Camira Rivet	

Band B.

Camira Xtreme	Camira Main Line Plus	Camira Vita	Camira Aspect
Camira Patina	Camira X2	Camira Canopy	Camira Sprint
Camira Chateau	Camira Urban	Inloom Jet	Agua Paint pot
Camira Canopy	Camira Quest	Camira Replay	

Band C.

Camira 24 7	Camira Hemp	Panaz Brookland	Agua Tones
Camira 24 7 Flax	Camira Main Line Flax	Panaz Cadet Colours	Agua Cashmir
Camira Aquarius	Camira Oceanic	Panaz Brookland	Agua Sark
Camira Blazer	Camira Silk	Panaz EcoTwill with Shieldplus	Agua Nova
Camira Halcyon - Aspen	Camira Sumi	Panaz Highland Plain	Agua Hyde
Camira Halcyon - Blossom	Camira Synergy	Panaz Linear	
Camira Halcyon - Cedar	Panaz Aston	Agua Juno	

IMPORTANT: For two tone fabric on fully upholstered version, please add 10% to RRP at the higher banding chosen.

Soft seating fabrics.

Band A.

Camira Era	Inloom Alba	Camira Rivet
------------	-------------	--------------

Band B.

Camira Vita	Camira Aspect	Camira Main Line Plus	Camira X2
Agua Paint pot	Camira Canopy	Camira Quest	Camira Replay

Band C.

Camira Oceanic	Camira Halcyon - Cedar	Camira Main Line Flax	Camira Sumi
Camira Synergy	Camira 24/7 Flax	Camira 24/7	Camira Aquarius
Camira Blazer	Camira Aspen/Blossom	Camira Hemp	Camira Silk
Panaz Cadet Colours	Panaz Highland	Panaz Aston	Panaz Linear
Agua Juno	Agua Tones	Agua Cashmir	Agua Sark
Agua Nova	Agua Hyde	Camira Manila	

IMPORTANT: For two tone fabric on fully upholstered version, please add 10% to RRP at the higher banding chosen.

Screen fabrics.

Screen fabrics band A.

Camira Cara

Screen fabrics band B.

Camira Lucia

Screen fabrics band C.

Blazer Lite

Other fabrics are available. Please contact our sales team for more information.

Soft seating customisation.

Add inset power and data modules, scatter cushions or alternative legs to customise your soft seating.

Power & USB ports.

Integrated power and USB chargers can be added to meet essential workspace demands. These can feature in a wide selection of our soft seating range.

Product	Code
Power and USB ports.	
Single power socket	PW1
Single power socket and two USB charge	PW2
Single power and one Cat 6 data point	PW3
Single power and 2 Cat 6 data points	PW4



Cushions.

Mix & match sumptuously soft scatter cushions to add the finishing touches to any project. Expertly handmade, they are the ideal finishing touch to commercial furnishings.

Product	Code	W mm	D mm
Cushions.			
350 mm square cushion	CU1	350	350
350 mm square cushion with 60 mm border	CU3	410	410
450 mm square cushion	CU2	450	450
450 mm square cushion with 60 mm border	CU4	510	510



Leg options.

Soft seating can be designed with a number of leg options to suit the chosen seating.



CRMR
Chrome Round



CRMTP
Chrome Tapered



WTL
Tapered Wood



WTRNL
Black Wood



EPCS
Silver Sled
(Serene & Unity)



WTLL
Angled Wood
(Poise)

Finishes


for desking, storage & tables.

We offer an extensive range of finishes across our desking, storage and table collection providing a choice to create a superb finish to your environment. Please note whilst every effort has been made to replicate the optional colour choice the printed examples shown will vary from the actual metal and wood finishes. Please contact our sales team for samples.




MFC finishes

See product pages for each range's MFC finish options.



BE Beech

MP Maple



VO Verade Oak



PC Portofino Cherry



WA Walnut



GR Light Grey




WH White

MDF finish. 25 mm cut-back MDF tops available on select ranges.




ZWH White

Metal finishes. See product pages for each range's metal finish options.



SL Silver





BK Black





WH White

Notes.



Notes.



Product index.

Accord.	Seating	150
Aero quadrilateral desk screen.	Screens & pods	226
Ali.	Seating	176
Alpha.	Tables	108
A new direction booths.	Seating	204
Arc.	Seating	206
Arlo.	Seating	202
Aston cantilever.	Seating	144
Attune.	Desking	26
Bistro tables.	Desking	22
Bistro tables.	Tables	92
Bowlcliffe.	Seating	190
Bowlcliffe breakout tables.	Tables	104
Bowlcliffe meeting tables.	Tables	102
Bowlcliffe poseur tables & stools.	Tables	106
Breeze.	Seating	146
Brunel tables.	Tables	90
Bistro tables.	Desking	22
Calculus.	Seating	142
Calculus stocked.	Seating	140
Cosy desk screen.	Screens & pods	225
Cosy floor-standing screens.	Screens & pods	230
Crest.	Seating	148
Bistro tables.	Desking	22
Dali.	Desking	48
Desk accessories.	Desking	74
Delphi.	Seating	154
Delta	Seating	152
Dock.	Seating	184
Bistro tables.	Desking	22
Education tables.	Tables	86
Encanto booths.	Seating	218
Encanto modular.	Seating	214
Encanto reception.	Seating	212
Ergometrix-1.	Seating	156
Ergometrix-2.	Seating	158
Ergometrix-3.	Seating	160
Exa.	Seating	149
Bistro tables.	Desking	22
Figio.	Seating	196
Filo.	Seating	178
Fluid-ity focus.	Screens & pods	234

Fluid-ity team.	Screens & pods	236
Fluid-ity wall.	Screens & pods	238
Bistro tables.	Desking	22
Gem.	Seating	168
Bistro tables.	Desking	22
Halo desk screen.	Screens & pods	227
Height adjustable desks.	Desking	66
Hoozone meeting pod.	Screens & pods	241
Hydro.	Seating	162
Bistro tables.	Desking	22
InnoPod.	Screens & pods	240
Bistro tables.	Desking	22
Josh.	Seating	192
Juno.	Seating	194
Bistro tables.	Desking	22
Kalina.	Seating	164
Kontrax cupboards.	Storage	126
Kontrax lockers.	Storage	132
Kontrax side tambours.	Storage	128
Bistro tables.	Desking	22
Laptop tables.	Tables	112
Lockers.	Storage	122
Loop.	Screens & pods	222
Bistro tables.	Desking	22
Magnus bench.	Desking	54
MFC side tambour & steel Kontrax storage Internals	Storage	130
Moda steel pedestals.	Storage	116
Bistro tables.	Desking	22
Neon.	Seating	172
Nero.	Tables	100
New bench lite.	Desking	30
Noshi.	Seating	170
Bistro tables.	Desking	22
On the QT.	Screens & pods	244
Bistro tables.	Desking	22
Patina.	Seating	180
Poise.	Seating	188
Bistro tables.	Desking	22
Reef.	Seating	182
Fluid-ity wall.		

Salò.	Seating	174
Seminar tables.	Tables	88
Serene.	Seating	198
Sssh.	Seating	189
Standard pedestals.	Storage	117
Standard storage.	Storage	118
Standard tambours.	Storage	120
Steel pedestals.	Storage	124
Bistro tables.	Desking	22
Tamar tilt-top tables.	Tables	94
Telephone pod.	Screens & pods	242
Toolrail and blade accessories.	Screens & pods	228
Torino.	Desking	60
Trio desk screen.	Screens & pods	224
Truro.	Tables	98
Bistro tables.	Desking	22
Vee flip-top.	Tables	96
Bistro tables.	Desking	22
Wedge.	Screens & pods	223
Bistro tables.	Desking	22
Zone floor-standing screens.	Screens & pods	232

Product contents.

Desking. 20

Aston panel end.	22
Aston cantilever.	26
New bench lite.	30
Dali.	48
Magnus bench.	54
Torino.	60
Height adjustable desks.	66
Desk accessories.	74

Tables. 84

Education tables.	86
Seminar tables.	88
Brunel tables.	90
Bistro tables.	92
Tamar tilt-top tables.	94
Vee flip-top.	96
Truro.	98
Nero.	100
Bowcliffe meeting tables.	102
Bowcliffe breakout tables.	104
Bowcliffe poseur tables & stools.	106
Alpha.	108
Laptop tables.	112

Storage. 114

Moda steel pedestals.	116
Standard pedestals.	117
Standard storage.	118
Standard tambours.	120
Lockers.	122
Steel pedestals.	124
Kontrax cupboards.	126
Kontrax side tambours.	128
MFC side tambour & steel Kontrax storage Internals	130
Kontrax lockers.	132

Seating. 136

Task seating.	138
Calculus stocked.	140
Calculus.	142
Arlo.	144
Breeze.	146
Crest.	148
Exa.	149
Accord.	150
Delta.	152
Delphi.	154
Ergometrix-1.	156
Ergometrix-2.	158
Ergometrix-3.	160
Hydro.	162
Kalina.	164
Multi-use seating.	166
Gem.	168
Noshi.	170
Neon.	172
Salo.	174
Ali.	176
Filo.	178
Patina.	180
Reef.	182
Dock.	184
Soft seating.	186
Poise.	188
Sssh.	189
Bowcliffe.	190
Josh.	192
Juno.	194
Figo.	196
Serene.	198
Attune.	200
Arc.	202
A new direction.	204
A new direction booths.	206
Encanto reception.	212
Encanto modular.	214
Encanto booths.	218

Screens & pods. 220

Loop.	222
Wedge.	223
Trio desk screen.	224
Cosy desk screen.	225
Aero quadrilateral desk screen.	226
Halo desk screen.	227
Toolrail and blade accessories.	228
Cosy floor-standing screens.	230
Zone floor-standing screens.	232
Fluid-ity focus.	234
Fluid-ity team.	236
Fluid-ity wall.	238
InnoPod.	240
Hoozone meeting pod.	241
Telephone pod.	242
On the QT.	244

Furnishing environments to flourish.

Bolton.

Unit 1 Easter Park
Wingates Industrial Estate
Bolton BL5 3XU

T: 01204 691 008

E: info@southernsbroadstock.co.uk



southernsbroadstock.co.uk

Issue 5. 2024