

Furniture collection.

Issue 6. May, 2025.



Creating the space to flourish.

We are one of the UK's leading furniture, fixtures and equipment manufacturers and supply specialists.

Furnishing spaces for both working and learning, we develop interior solutions that meet your unique needs, deliver innovation and optimise costs.

Our combined strengths in design, manufacturing and end-to-end service delivery make Southern's Broadstock Interiors a comprehensive, big thinking partner for your organisation.

Ensuring spaces have the right resources to fully support and inspire your people demands specialist expertise and knowledge.

That's what we do, day in, day out at Southern's Broadstock Interiors.



Our furniture collection.

Our furniture collection contains everything you need to build a furniture palette for your project. There's a wide variety of seating, tables, desking and supporting items which have been designed to work together seamlessly, providing all the elements you need to bring your space to life.

Need a little more inspiration? This brochure is only the start. We have a unique combination of in-house manufactured products and access to over 100 supply partners, including industry leading brands such as MillerKnoll, Boss Design, Ocee & Four and Orangebox.

Speak to your account manager today to learn how Southern's Broadstock Interiors can create an interior to support and inspire you, your organisation and your people.

If you need any more information, please contact info@southernsbroadstock.co.uk

Contents.

Introduction	6
Desking	20
Tables	72
Storage	104
Seating	126
Task Seating	128
Multi-Use Seating	146
Soft Seating	164
Screens	188
Finishes	212
Key Supply Partner Showcase	224
Product Index	236

What we do.

From a single meeting room to a complete, progressive workplace transformation, our solutions cover the full spectrum, across every sector.

We create captivating new environments for Higher Education, Corporate and Public organisations, designing and building bespoke furniture palettes to answer the most complex briefs.



Partnership and consultancy.

We strongly believe in working collaboratively with our clients. It's vital we understand not just your space, but you, your people and your organisation. We work hard to fully understand the core values and needs of all stakeholders together with time and budget considerations alongside unique project requirements to deliver a first class solution that is bespoke to you.



Spacial planning and design.

Our talented team of space planners and interior designers have an in-depth understanding of workspaces and learning environments. By embracing the latest insights and trends, they specialise in creating spaces that can positively impact on morale, retention and productivity.



Manufacture and procurement.

Having access to the largest supply chain network in our market means we can provide clients with access to an unrivalled range of products. Not only are we a dealer for some incredible brands, but we also offer in-house manufacturing, allowing us to deliver great value, control lead times and adapt our core ranges to meet your exact needs.



Project Management.

Our Account Managers and Project Managers work closely together, offering specialist knowledge that extends across all sectors. By assigning a dedicated team from the very beginning of your journey with Southern's Broadstock Interiors, we ensure there is a point of contact, who truly understands your project, to provide on-going support every step of the way.



Delivery and installation.

Our accredited, UK-wide delivery and installation teams work to the highest standards to ensure the final stages of your project run seamlessly, minimising time and disruption on site, allowing you and your team to get back to work and feel the benefit of your new environment as quickly as possible.



Furniture management and after-care.

Our freindly, highly experienced sales and procurement teams are always on hand to provide an unrivalled customer experience. From initial enquiry, throughout your project's life-cycle and even post installation, they will take good care of any requests, queries or questions you may have.



Awards and accreditations.

We are proud to be named preferred suppliers and framework partners by some of the country's most discerning companies and consortia.

To earn this status, all of our products and services must meet the most stringent standards for safety and sustainability. To keep it, we're constantly investing in the future. We hold ISO 19650 Building Information Modelling (BIM) accreditation and have multiple ISO accreditations for our manufacturing.

Above all, we earn recognition by delivering results. Our work has won multiple awards for design and commercial interiors.

Current framework agreements include; Crown Commercial Service, Department for Education, NEUPC, NWUPC and NHS Supply Chain.

Our awards and accreditations:





Responsible and sustainable.

In our own manufacturing we use **only sustainable materials**, and our strong supply chain partnerships mean we can demand the same credentials of everything else we source and specify.


Beyond the product materials themselves, we also use solar power and carbon neutral boilers.

Our logistics and distribution teams streamline our deliveries to increase efficiency and cut our carbon footprint even further, and we carry through our commitment to sustainable working by limiting the use of single-use packing materials.

As part of our managed services agreements, we also promote the re-use and re-manufacturing of our products as well as recycling, to first prolong the life of our products and to make sure as much of them as possible are reused prior to responsible disposal at the end of their useful life.



The mark of
responsible forestry
FSC® C006047





Experts in education environments.

Looking to the future... A recent AUDE study reported that 61% of students said facilities were an important factor in choosing a university. Even more so than academic rankings in some cases.

With the number of prospective students forecast to hit a historic low in coming years, as well as university applications already dwindling, it's crucial your estate is able to attract and retain students.

We take a data-led approach to interior design, estate management and FF&E. Working closely with universities, our researchers examine the best environments for student learning.

We use our research to plan and create learning spaces that assist in positive outcomes for both students and key stakeholders. Teaching methods are changing. Modern and innovative methods, including remote learning, are becoming increasingly popular.

To attract, engage and nurture students' ability to learn, your physical environment must facilitate these changing demands.

We place high importance on creating partnerships that precede building design. Consulting with various stakeholders, investing in change management, and conducting pilot programmes enables us to recognise pre and post-occupancy trends.

Data is our most powerful tool for improving return on investment for both new build and refurbishment developments. Analysing our clients' learning spaces, and their effect on student outcomes helps inform our development decisions.

Our experience is another vital component in our process. Each campus project we undertake informs and improves the next.

If you need any more information, please contact info@southernsbroadstock.co.uk

Specialist services.

Whatever the space, we can deliver a world-class furniture solution. We have over 40 years of experience in successfully delivering innovative interior design and furniture solutions across a broad range of sectors.



From a bespoke lecture theatre to a VR studio, or a meeting room incorporating the very latest communication technology, taking a collaborative approach to planning and design is the key to building successful solutions for specialist requirements.

The first step is to understand your unique requirement. This way, we can work efficiently to deliver the right environment within your time and budget constraints.

Having access to the UK's largest supply chain network in our market is a huge advantage. We provide clients with options from an unrivalled range of products and drive best value thanks to our significant supply chain spending power.

When an off the shelf solution doesn't fit the bill, our product design team, space planners and interior designers lean on their outstanding knowledge of working and learning environments and use the latest design software to create inspirational concepts that deliver the exact results you need.

However complex your requirements may be, we have the team, resource and partners to meet the brief.

If you need any more information, please contact info@southernsbroadstock.co.uk

Social values.

Southerns Broadstock Interiors takes its social responsibilities seriously and aims to manage its operations in a sustainable, economically feasible and socially responsible way.

Our objective is to:

- Help our local communities to manage and recover from the impact of COVID-19.
- Tackle economic inequality by creating new jobs and increasing our supply chain resilience.
- Fight climate change and minimise our environmental impact.
- Improve the health and wellbeing of our staff and communities.
- Provide equal opportunities throughout Southern Broadstock Interiors and our supply chain.



A unique combination.

We have access to both **in-house manufactured items and products from carefully selected supply partners**. This ensures we can always specify the correct piece of furniture, even for the most complex of projects.

Manufacturing.

From our manufacturing facilities we produce over 50,000 items every year.

Investment.

We invest in the best machinery available and support it with the most up-to-date software.

Efficient and flexible.

We offer our clients an efficient and flexible in-house furniture manufacturing capability, which results in value driven high-quality furniture products.

Bespoke service.

Southern Broadstock Interiors has the experience and resource to take a blank sheet of paper and create the perfect solution to a client's exact specification.

Plus over 100 supply partners, including:

connection

casala®

MillerKnoll
AUTHORISED DEALER

orangebox

Spacestor

boss

naughtone™

oceer four
DESIGN

FRÖVI®

Inclusive design.

The guiding principle of Inclusive Design is to level the playing field for everybody regardless of their situation. Following an extensive research project, we have developed a creative framework that ensures we are designing for the widest possible range of people.

Human beings are incredibly diverse, as is their behaviour. As built environment professionals we have the opportunity to break down barriers and exclusions. By employing our Inclusive Design process, we are able to identify these barriers, fully understand their impact, and provide solutions accordingly.

We collaborate with our clients throughout the process, building a brief to develop environments that deliver dignity, confidence, convenience and comfort.



By designing and managing the built environment inclusively, the frustration and hardship experienced by many can be overcome, with the benefits and improved efficiencies having a positive impact for every single user, in addition to the organisation.

To start your Inclusive Design journey, please contact info@southernsbroadstock.co.uk.

We offer support to develop every aspect of your Inclusive Environment.

Equitable use.
Does the design of your space come across as useful and enticing to those with diverse abilities?

Flexibility in use.
Does your design accommodate a wide range of individual preferences and abilities?

Intuitive use.
Is your design easy to understand regardless of the user's skills or experience?

Perceptible information.
Does the design communicate necessary information, regardless of the user's sensory abilities?

Tolerance for error.
Is your design minimising risks due to the possibility of accidental or unintended mistakes?

Physical accessibility.
Can the design be used efficiently and comfortably with minimum effort and fatigue?

Size and space for approach and use.
Are you providing enough space for reach and manipulation regardless of the user's body size, posture or mobility?



Desks.

Creating a productive workspace.

Work desks are the epicentre of any work space environment. They provide individuals with a dedicated space where they can focus their attention and increase productivity. Helping to dismiss everyday distractions, our desks offer a dedicated area to complete tasks, with all the tools you need close at hand.

From spacious, shared work desks, to those created for a single individual to enhance privacy, along with sit and stand options, we can furnish your office setting with furniture that meticulously meets your specification.

Aston panel end.

Aston cantilever.

New bench lite.

Torino.

G-Line.

M-Line.

C-Line.

Accessories.



Aston panel end.

Aston's end panels add warmth, which gives an entirely different feel to your office interior.

This flexible design allows cable trays to be fitted to the inside or outside of the modesty panel for carrying cables horizontally. Cables pass through the modesty panel's open corners and out through the cable ports in the worktop.



Aston panel end.

Features & benefits.

- 25mm thick desktops with 2mm ABS edge.
- 25mm thick end panels with integral modesty panels.
- Cable access through corners of modesty panel.
- Cable baskets fit to front or rear of modesty panel (low mobile ped only with front fitting).
- Easy access silver 80mm diameter cable ports.
- Metal to metal fixings connecting substructure to the desk top.
- Plus 15mm height levelling.

Finishes.

MFC TOPS & PANELS	
BE	Beech
GR	Light Grey
PC	Portofino Cherry
WH	White
WA	Walnut
MP	Maple
VO	Verade Oak

Product code.

How your product code is formed:

Base Code >

Hand spec (if applicable) >


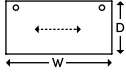

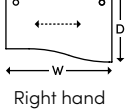

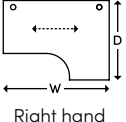
Leg/Base Finish (if applicable) >

MFC/MDF Top Finish

Your final code will appear on your order acknowledgement after the order is placed.

IMPORTANT:
High mobile pedestal not recommended with cable basket fitted to the inside of modesty panel.



Product	Code	W mm	D mm	H mm
Rectangular desk.				
 	APRD86	800	600	720
	APRD106	1000	600	720
	APRD126	1200	600	720
	APRD88	800	800	720
	APRD108	1000	800	720
	APRD128	1200	800	720
	APRD148	1400	800	720
	APRD168	1600	800	720
	APRD188	1800	800	720
Wave desk.				
  Right hand	APWD14108(L/R)	1400	1000 (800)	720
	APWD16108(L/R)	1600	1000 (800)	720
	APWD18108(L/R)	1800	1000 (800)	720
Workstation.				
  Right hand	APW141286(L/R)	1400 (600)	1200 (800)	720
	APW161286(L/R)	1600 (600)	1200 (800)	720
	APW181286(L/R)	1800 (600)	1200 (800)	720



Aston cantilever.

This range prides itself on its structural strength and has earned a reputation over the years of being built to last. Consequently, it's widely acknowledged for its good looks, high quality and excellent value for money.

Made from steel and featuring a strong twin upright leg frame, this traditional cantilever range of desking meets all the demands expected from this market level solution.



Aston cantilever.

Features & benefits.

- 25mm thick desktops with 2mm ABS edge.
- Robust 30mm thick twin upright cantilever.
- Square profile steel leg to rear corner on workstations.
- Integral modesty panels.
- Cable access through corners of modesty panel.
- Cable baskets fit to front or rear of modesty panel (low mobile ped only with front fitting).
- Easy access silver 80mm diameter cable ports.
- Metal to metal fixings connecting substructure to the desk top.
- Plus 15mm height levelling.
- Brunel meeting tables recommended with this range.

Finishes.

MFC TOPS		LEGS	
BE	Beech	SL	Silver
GR	Light Grey	WH	White
PC	Portofino Cherry	BK	Black
WH	White		
WA	Walnut		
MP	Maple		
VO	Verade Oak		

Product code.

How your product code is formed:

Base Code >

Hand spec (if applicable) >




Leg/Base Finish (if applicable) >

MFC/MDF Top Finish

Your final code will appear on your order acknowledgement after the order is placed.



IMPORTANT:
High mobile pedestal not recommended with cable basket fitted to the inside of modesty panel.

Product	Code	W mm	D mm	H mm
Rectangular desk. 	ATCRD86	800	600	720
	ATCRD106	1000	600	720
	ATCRD126	1200	600	720
	ATCRD88	800	800	720
	ATCRD108	1000	800	720
	ATCRD128	1200	800	720
	ATCRD148	1400	800	720
	ATCRD168	1600	800	720
	ATCRD188	1800	800	720
Wave desk. 	ATCWD12108(L/R)	1200	1000 (800)	720
	ATCWD14108(L/R)	1400	1000 (800)	720
	ATCWD16108(L/R)	1600	1000 (800)	720
	ATCWD18108(L/R)	1800	1000 (800)	720
Workstation. 	ATCW141286(L/R)	1400 (600)	1200 (800)	720
	ATCW161286(L/R)	1600 (600)	1200 (800)	720
	ATCW181286(L/R)	1800 (600)	1200 (800)	720



New bench lite.

Traditional 'n' frame leg style

New Bench Lite demonstrates that it is possible to reduce costs without compromising on quality, longevity or aesthetics. This simple, back-to-basics approach to product design delivers a desk and bench system that is affordable, and carries a ten-year structural warranty.



New bench lite. Desks ‘n’ frame style leg ‘metal’

Features & benefits.

- 25mm thick top with 2mm edge; scallop at rear.
- Metal-to-metal fixings substructure to the desktop.
- Robust 70 x 30mm profile ‘n’ style metal leg frame.
- Side-to-side leg sharing.
- Set back intermediate legs on 600/800/1200/1600 deep units.
- Easy access tilt and drop cable baskets on desking.
- Easy access tilt and drop cable dump trays on benching.
- Plus 15mm height levelling.
- Optional retro-fit modesty panels . (see accessories).

Finishes.

MFC TOPS		LEGS	
BE	Beech	SL	Silver
GR	Light Grey	WH	White
PC	Portofino Cherry	BK	Black
WH	White		
WA	Walnut		
MP	Maple		
VO	Verade Oak		

Product code.

How your product code is formed:

Base Code >

Hand spec (if applicable) >

Leg/Base Finish (if applicable) >


MFC/MDF Top Finish

Your final code will appear on your order acknowledgement after the order is placed.

IMPORTANT:
Low mobile pedestals recommended with 1200mm deep benching.
Low and high mobile pedestals recommended with 1600mm deep benching.

Product	Code	W mm	D mm	H mm
---------	------	------	------	------


600mm deep single top freestanding desk.

	NBLDN0806F	800	600	747
	NBLDN1006F	1000	600	747
	NBLDN1206F	1200	600	747
	NBLDN1406F	1400	600	747
	NBLDN1606F	1600	600	747
	NBLDN1806F	1800	600	747

600mm deep single top add-on desk.

	NBLD0806A	800	600	747
	NBLD1006A	1000	600	747
	NBLD1206A	1200	600	747
	NBLD1406A	1400	600	747
	NBLD1606A	1600	600	747
	NBLD1806A	1800	600	747

800mm deep single top freestanding desk.

	NBLDN0808F	800	800	747
	NBLDN1008F	1000	800	747
	NBLDN1208F	1200	800	747
	NBLDN1408F	1400	800	747
	NBLDN1608F	1600	800	747
	NBLDN1808F	1800	800	747

800mm deep single top add-on desk.

	NBLD0808A	800	800	747
	NBLD1008A	1000	800	747
	NBLD1208A	1200	800	747
	NBLD1408A	1400	800	747
	NBLD1608A	1600	800	747
	NBLD1808A	1800	800	747

Product	Code	W mm	D mm	H mm
---------	------	------	------	------

1200mm deep - two tops - freestanding bench.

	NBLBN0812F	800	1200	747
	NBLBN1012F	1000	1200	747
	NBLBN1212F	1200	1200	747
	NBLBN1412F	1400	1200	747
	NBLBN1612F	1600	1200	747
	NBLBN1812F	1800	1200	747

1200mm deep -two tops - add-on bench.

	NBLB0812A	800	1200	747
	NBLB1012A	1000	1200	747
	NBLB1212A	1200	1200	747
	NBLB1412A	1400	1200	747
	NBLB1612A	1600	1200	747
	NBLB1812A	1800	1200	747

1600mm deep - two tops - freestanding bench.

	NBLBN0816F	800	1600	747
	NBLBN1016F	1000	1600	747
	NBLBN1216F	1200	1600	747
	NBLBN1416F	1400	1600	747
	NBLBN1616F	1600	1600	747
	NBLBN1816F	1800	1600	747

1600mm deep - two tops - add-on bench.

	NBLB0816A	800	1600	747
	NBLB1016A	1000	1600	747
	NBLB1216A	1200	1600	747
	NBLB1416A	1400	1600	747
	NBLB1616A	1600	1600	747
	NBLB1816A	1800	1600	747

600mm deep single top return unit

	NBLRN0806	800	600	747
	NBLRN1006	1000	600	747
	NBLRN1206	1200	600	747

Intermediate leg cable cover (desking & benching)

	NBLLCC8	400	50	680
	NBLLCC1216	600	50	680

Easy access tilt & drop cable basket

	BWB600	600	140	105
	BWB1000	1000	140	105
	BWB1400	1400	140	105

Product	Code	W mm	D mm	H mm
---------	------	------	------	------

Easy access tilt & drop cable dump.

for 1200/1600 deep benching 1000mm long	NBCD0810BK	850	382	110
for 1200/1600 deep benching 1400mm long	NBCD1214BK	1050	382	110
for 1200/1600 deep benching 1800mm long	NBCD1618BK	1450	382	110

NOTE.....* 800mm long bench not designed for cable dump*

New bench lite.

Tables 'n' frame style leg 'metal'

Features & benefits.

- 25mm thick top with 2mm edge.
- Metal-to-metal fixings substructure to the tabletop.
- Robust 70 x 30mm profile 'n' style metal leg frame.
- Side-to-side leg sharing.
- Set back intermediate legs on 600/800/1200/1600 deep units.
- Easy access tilt and drop cable baskets and trays on tables.
- Plus 15mm height levelling.

Finishes.

- MFC TOPS**
- BE** Beech
 - GR** Light Grey
 - PC** Portofino Cherry
 - WH** White
 - WA** Walnut
 - MP** Maple
 - VO** Verade Oak

- LEGS**
- SL** Silver
 - WH** White
 - BK** Black

Product code.

How your product code is formed:

Base Code >

Hand spec (if applicable) >

Leg/Base Finish (if applicable) >

MFC/MDF Top Finish

Your final code will appear on your order acknowledgement after the order is placed.



PLEASE NOTE:
For inset power options (additional cost will be applied for preparing the tops for inset power) see accessories section.

Product	Code	W mm	D mm	H mm
600mm deep single top freestanding table.				
	NBLTN0806F	800	600	747
	NBLTN1006F	1000	600	747
	NBLTN1206F	1200	600	747
	NBLTN1406F	1400	600	747
	NBLTN1606F	1600	600	747
	NBLTN1806F	1800	600	747
600mm deep single top add-on table.				
	NBLT0806A	800	600	747
	NBLT1006A	1000	600	747
	NBLT1206A	1200	600	747
	NBLT1406A	1400	600	747
	NBLT1606A	1600	600	747
	NBLT1806A	1800	600	747
800mm deep single top freestanding table.				
	NBLTN0808F	800	800	747
	NBLTN1008F	1000	800	747
	NBLTN1208F	1200	800	747
	NBLTN1408F	1400	800	747
	NBLTN1608F	1600	800	747
	NBLTN1808F	1800	800	747
800mm deep single top add-on table.				
	NBLT0808A	800	800	747
	NBLT1008A	1000	800	747
	NBLT1208A	1200	800	747
	NBLT1408A	1400	800	747
	NBLT1608A	1600	800	747
	NBLT1808A	1800	800	747

Product	Code	W mm	D mm	H mm
1200mm deep single top freestanding table.				
	NBLTN0812F	800	1200	747
	NBLTN1012F	1000	1200	747
	NBLTN1212F	1200	1200	747
	NBLTN1412F	1400	1200	747
	NBLTN1612F	1600	1200	747
	NBLTN1812F	1800	1200	747
1200mm deep single top add-on table.				
	NBLT0812A	800	1200	747
	NBLT1012A	1000	1200	747
	NBLT1212A	1200	1200	747
	NBLT1412A	1400	1200	747
	NBLT1612A	1600	1200	747
	NBLT1812A	1800	1200	747
1600mm deep single top freestanding table.				
	NBLTN0816F	800	1600	747
	NBLTN1016F	1000	1600	747
	NBLTN1216F	1200	1600	747
	NBLTN1416F	1400	1600	747
	NBLTN1616F	1600	1600	747
	NBLTN1816F	1800	1600	747
1600mm deep single top add-on table.				
	NBLT0816A	800	1600	747
	NBLT1016A	1000	1600	747
	NBLT1216A	1200	1600	747
	NBLT1416A	1400	1600	747
	NBLT1616A	1600	1600	747
	NBLT1816A	1800	1600	747
1200mm deep single top double D-end.				
	NBLTN2012D	2000	1200	747
	NBLTN2412D	2400	1200	747
Intermediate leg cable cover (table)				
	NBLCC8	400	50	680
	NBLCC1216	600	50	680
Easy access tilt & drop cable basket				
	BWB600	600	140	105
	BWB1000	1000	140	105
	BWB1400	1400	140	105
Easy access tilt & drop cable dump.				
for 1200/1600 deep tables 1000mm long	NBCD0810BK	850	382	110
for 1200/1600 deep tables 1400mm long	NBCD1214BK	1050	382	110
for 1200/1600 deep tables 1800mm long	NBCD1618BK	1450	382	110
NOTE....* 800mm long table not designed for cable dump*				



New bench lite.

Elegant metal 'A' style leg frame

New Bench Lite demonstrates that it is possible to reduce costs without compromising on quality, longevity or aesthetics. This simple, back-to-basics approach to product design delivers a desk and bench system that is affordable, and carries a ten-year structural warranty.



New bench lite.

Desks 'A' frame style leg 'metal'

Features & benefits.

- 25mm thick top with 2mm edge; scallop at rear.
- Metal-to-metal fixings substructure to the desktop.
- Robust 70 x 30mm profile 'A' style metal leg frame.
- Side-to-side leg sharing.
- Set back intermediate legs on 600/800/1200/1600 deep units.
- Easy access tilt and drop cable baskets on desking.
- Easy access tilt and drop cable dump trays on benching.
- Plus 15mm height levelling.
- Optional retro-fit modesty panels (see accessories).

IMPORTANT:
Low mobile pedestals recommended with 1200mm deep benching.
Low and high mobile pedestals recommended with 1600mm deep benching.

Finishes.

MFC TOPS		LEGS	
BE	Beech	SL	Silver
GR	Light Grey	WH	White
PC	Portofino Cherry	BK	Black
WH	White		
WA	Walnut		
MP	Maple		
VO	Verade Oak		

Product code.

How your product code is formed:

Base Code >


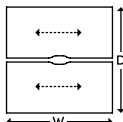

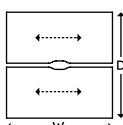

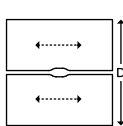

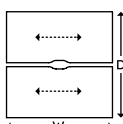





Hand spec (if applicable) >

Leg/Base Finish (if applicable) >

MFC/MDF Top Finish

Your final code will appear on your order acknowledgement after the order is placed.

Product	Code	W mm	D mm	H mm
600mm deep single top freestanding desk.				
	NBLDA0806F	800	600	747
	NBLDA1006F	1000	600	747
	NBLDA1206F	1200	600	747
	NBLDA1406F	1400	600	747
	NBLDA1606F	1600	600	747
	NBLDA1806F	1800	600	747
600mm deep single top add-on desk.				
	NBLD0806A	800	600	747
	NBLD1006A	1000	600	747
	NBLD1206A	1200	600	747
	NBLD1406A	1400	600	747
	NBLD1606A	1600	600	747
	NBLD1806A	1800	600	747
800mm deep single top freestanding desk.				
	NBLDA0808F	800	800	747
	NBLDN1008F	1000	800	747
	NBLDA1208F	1200	800	747
	NBLDA1408F	1400	800	747
	NBLDA1608F	1600	800	747
	NBLDA1808F	1800	800	747
800mm deep single top add-on desk.				
	NBLD0808A	800	800	747
	NBLD1008A	1000	800	747
	NBLD1208A	1200	800	747
	NBLD1408A	1400	800	747
	NBLD1608A	1600	800	747
	NBLD1808A	1800	800	747

Product		Code	W mm	D mm	H mm
1200mm deep - two tops - freestanding bench.					
		NBLBA0812F	800	1200	747
		NBLBA1012F	1000	1200	747
		NBLBA1212F	1200	1200	747
		NBLBA1412F	1400	1200	747
		NBLBA1612F	1600	1200	747
		NBLBA1812F	1800	1200	747
1200mm deep -two tops - add-on bench.					
		NBLB0812A	800	1200	747
		NBLB1012A	1000	1200	747
		NBLB1212A	1200	1200	747
		NBLB1412A	1400	1200	747
		NBLB1612A	1600	1200	747
		NBLB1812A	1800	1200	747
1600mm deep - two tops - freestanding bench.					
		NBLBA0816F	800	1600	747
		NBLBA1016F	1000	1600	747
		NBLBA1216F	1200	1600	747
		NBLBA1416F	1400	1600	747
		NBLBA1616F	1600	1600	747
		NBLBA1816F	1800	1600	747
1600mm deep - two tops - add-on bench.					
		NBLB0816A	800	1600	747
		NBLB1016A	1000	1600	747
		NBLB1216A	1200	1600	747
		NBLB1416A	1400	1600	747
		NBLB1616A	1600	1600	747
		NBLB1816A	1800	1600	747
600mm deep single top return unit					
		NBLRA0806	800	600	747
		NBLRA1006	1000	600	747
		NBLRA1206	1200	600	747
Intermediate leg cable cover (desking & benching)					
		NBLCC8	400	50	680
		NBLCC1216	600	50	680
Easy access tilt & drop cable basket					
		BWB600	600	140	105
		BWB1000	1000	140	105
		BWB1400	1400	140	105
Easy access tilt & drop cable dump.					
	Product	Code	W mm	D mm	H mm
	for 1200/1600 deep benching 1000mm long	NBCD0810BK	850	382	110
	for 1200/1600 deep benching 1400mm long	NBCD1214BK	1050	382	110
	for 1200/1600 deep benching 1800mm long	NBCD1618BK	1450	382	110

NOTE.....* 800mm long bench not designed for cable dump*

New bench lite. Tables 'A' frame style leg 'metal'

Features & benefits.

- 25mm thick top with 2mm edge.
- Metal-to-metal fixings substructure to the tabletop.
- Robust 70 x 30mm profile 'A' style metal leg frame.
- Side-to-side leg sharing.
- Set back intermediate legs on 600/800/1200/1600 deep units.
- Easy access tilt and drop cable baskets and trays on tables.
- Plus 15mm height levelling.

Finishes.

- MFC TOPS**
- BE** Beech
 - GR** Light Grey
 - PC** Portofino Cherry
 - WH** White
 - WA** Walnut
 - MP** Maple
 - VO** Verade Oak

- LEGS**
- SL** Silver
 - WH** White
 - BK** Black

Product code.

How your product code is formed:

Base Code >

Hand spec (if applicable) >

Leg/Base Finish (if applicable) >

MFC/MDF Top Finish

Your final code will appear on your order acknowledgement after the order is placed.



PLEASE NOTE:
For inset power options (additional cost will be applied for preparing the tops for inset power) see accessories section.

Product	Code	W mm	D mm	H mm
600mm deep single top freestanding table.				
	NBLTA0806F	800	600	747
	NBLTA1006F	1000	600	747
	NBLTA1206F	1200	600	747
	NBLTA1406F	1400	600	747
	NBLTA1606F	1600	600	747
	NBLTA1806F	1800	600	747
600mm deep single top add-on table.				
	NBLT0806A	800	600	747
	NBLT1006A	1000	600	747
	NBLT1206A	1200	600	747
	NBLT1406A	1400	600	747
	NBLT1606A	1600	600	747
	NBLT1806A	1800	600	747
800mm deep single top freestanding table.				
	NBLTA0808F	800	800	747
	NBLTA1008F	1000	800	747
	NBLTA1208F	1200	800	747
	NBLTA1408F	1400	800	747
	NBLTA1608F	1600	800	747
	NBLTA1808F	1800	800	747
800mm deep single top add-on table.				
	NBLT0808A	800	800	747
	NBLT1008A	1000	800	747
	NBLT1208A	1200	800	747
	NBLT1408A	1400	800	747
	NBLT1608A	1600	800	747
	NBLT1808A	1800	800	747

Product	Code	W mm	D mm	H mm
1200mm deep single top freestanding table.				
	NBLTA0812F	800	1200	747
	NBLTA1012F	1000	1200	747
	NBLTA1212F	1200	1200	747
	NBLTA1412F	1400	1200	747
	NBLTA1612F	1600	1200	747
	NBLTA1812F	1800	1200	747
1200mm deep single top add-on table.				
	NBLT0812A	800	1200	747
	NBLT1012A	1000	1200	747
	NBLT1212A	1200	1200	747
	NBLT1412A	1400	1200	747
	NBLT1612A	1600	1200	747
	NBLT1812A	1800	1200	747
1600mm deep single top freestanding table.				
	NBLTA0816F	800	1600	747
	NBLTA1016F	1000	1600	747
	NBLTA1216F	1200	1600	747
	NBLTA1416F	1400	1600	747
	NBLTA1616F	1600	1600	747
	NBLTA1816F	1800	1600	747
1600mm deep single top add-on table.				
	NBLT0816A	800	1600	747
	NBLT1016A	1000	1600	747
	NBLT1216A	1200	1600	747
	NBLT1416A	1400	1600	747
	NBLT1616A	1600	1600	747
	NBLT1816A	1800	1600	747
1200mm deep single top double D-end.				
	NBLTA2012D	2000	1200	747
	NBLTA2412D	2400	1200	747
Intermediate leg cable cover (table)				
	NBLLCC8	400	50	680
	NBLLCC1216	600	50	680
Easy access tilt & drop cable basket				
	BWB600	600	140	105
	BWB1000	1000	140	105
	BWB1400	1400	140	105
Easy access tilt & drop cable dump.				
for 1200/1600 deep tables 1000mm long	NBCD0810BK	850	382	110
for 1200/1600 deep tables 1400mm long	NBCD1214BK	1050	382	110
for 1200/1600 deep tables 1800mm long	NBCD1618BK	1450	382	110

NOTE....* 800mm long table not designed for cable dump*



New bench lite.

Elegant 'A' frame leg with Oak detail feature

New Bench Lite demonstrates that it is possible to reduce costs without compromising on quality, longevity or aesthetics. This simple, back-to-basics approach to product design delivers a desk, bench and table system that is affordable, and carries a ten-year structural warranty.



New bench lite. Desks 'A' frame style leg 'wood'

Features & benefits.

- 25mm thick top with 2mm edge; scallop at rear.
- Metal-to-metal fixings substructure to the desktop.
- Robust 70 x 30mm profile 'A' style wood leg frame.
- Side-to-side leg sharing.
- Set back intermediate legs on 600/800/1200/1600 deep units.
- Easy access tilt and drop cable baskets on desking.
- Easy access tilt and drop cable dump trays on benching.
- Plus 15mm height levelling.
- Optional retro-fit modesty panels (see accessories).

Finishes.

MFC TOPS		LEGS	
BE	Beech	SL	Silver
GR	Light Grey	WH	White
PC	Portofino Cherry	BK	Black
WH	White		
WA	Walnut		
MP	Maple		
VO	Verade Oak		

Product code.

How your product code is formed:

Base Code >

Hand spec (if applicable) >


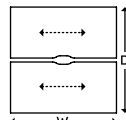

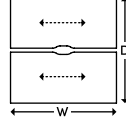
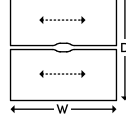

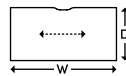


Leg/Base Finish (if applicable) >

MFC/MDF Top Finish

Your final code will appear on your order acknowledgement after the order is placed.

IMPORTANT:
Low mobile pedestals recommended with 1200mm deep benching.
Low and high mobile pedestals recommended with 1600mm deep benching.

Product	Code	W mm	D mm	H mm
600mm deep single top freestanding desk.				
 	NBLDAW0806F	800	600	747
	NBLDAW1006F	1000	600	747
	NBLDAW1206F	1200	600	747
	NBLDAW1406F	1400	600	747
	NBLDAW1606F	1600	600	747
	NBLDAW1806F	1800	600	747
600mm deep single top add-on desk.				
 	NBLD0806A	800	600	747
	NBLD1006A	1000	600	747
	NBLD1206A	1200	600	747
	NBLD1406A	1400	600	747
	NBLD1606A	1600	600	747
	NBLD1806A	1800	600	747
800mm deep single top freestanding desk.				
 	NBLDAW0808F	800	800	747
	NBLDAW1008F	1000	800	747
	NBLDAW1208F	1200	800	747
	NBLDAW1408F	1400	800	747
	NBLDAW1608F	1600	800	747
	NBLDAW1808F	1800	800	747
800mm deep single top add-on desk.				
 	NBLD0808A	800	800	747
	NBLD1008A	1000	800	747
	NBLD1208A	1200	800	747
	NBLD1408A	1400	800	747
	NBLD1608A	1600	800	747
	NBLD1808A	1800	800	747

Product		Code	W mm	D mm	H mm
1200mm deep - two tops - freestanding bench.					
 		NBLBAW0812F	800	1200	747
		NBLBAW1012F	1000	1200	747
		NBLBAW1212F	1200	1200	747
		NBLBAW1412F	1400	1200	747
		NBLBAW1612F	1600	1200	747
		NBLBAW1812F	1800	1200	747
1200mm deep -two tops - add-on bench.					
 		NBLB0812A	800	1200	747
		NBLB1012A	1000	1200	747
		NBLB1212A	1200	1200	747
		NBLB1412A	1400	1200	747
		NBLB1612A	1600	1200	747
		NBLB1812A	1800	1200	747
1600mm deep - two tops - freestanding bench.					
 		NBLBAW0816F	800	1600	747
		NBLBAW1016F	1000	1600	747
		NBLBAW1216F	1200	1600	747
		NBLBAW1416F	1400	1600	747
		NBLBAW1616F	1600	1600	747
		NBLBAW1816F	1800	1600	747
1600mm deep - two tops - add-on bench.					
 		NBLB0816A	800	1600	747
		NBLB1016A	1000	1600	747
		NBLB1216A	1200	1600	747
		NBLB1416A	1400	1600	747
		NBLB1616A	1600	1600	747
		NBLB1816A	1800	1600	747
600mm deep single top return unit					
 		NBLRAW0806	800	600	747
		NBLRAW1006	1000	600	747
		NBLRAW1206	1200	600	747
Intermediate leg cable cover (desking & benching)					
		NBLCC8	400	50	680
		NBLCC1216	600	50	680
Easy access tilt & drop cable basket					
		BWB600	600	140	105
		BWB1000	1000	140	105
		BWB1400	1400	140	105
Easy access tilt & drop cable dump.					
	Product	Code	W mm	D mm	H mm
	for 1200/1600 deep benching 1000mm long	NBCD0810BK	850	382	110
	for 1200/1600 deep benching 1400mm long	NBCD1214BK	1050	382	110
	for 1200/1600 deep benching 1800mm long	NBCD1618BK	1450	382	110
NOTE.....* 800mm long bench not designed for cable dump*					

New bench lite. Tables 'A' frame style leg 'wood'

Features & benefits.

- 25mm thick top with 2mm edge.
- Metal-to-metal fixings substructure to the tabletop.
- Robust 70 x 30mm profile 'A' style wood leg frame.
- Side-to-side leg sharing.
- Set back intermediate legs on 600/800/1200/1600 deep units.
- Easy access tilt and drop cable baskets and trays on tables.
- Plus 15mm height levelling.

Finishes.

- MFC TOPS**
- BE** Beech
 - GR** Light Grey
 - PC** Portofino
 - Cherry
 - WH** White
 - WA** Walnut
 - MP** Maple
 - VO** Verade Oak

- LEGS**
- SL** Silver
 - WH** White
 - BK** Black

Product code.

How your product code is formed:

Base Code >

Hand spec (if applicable) >

Leg/Base Finish (if applicable) >

MFC/MDF Top Finish

Your final code will appear on your order acknowledgement after the order is placed.



PLEASE NOTE:
For inset power options (additional cost will be applied for preparing the tops for inset power) see accessories section.

Product	Code	W mm	D mm	H mm
600mm deep single top freestanding table.				
	NBLTAW0806F	800	600	747
	NBLTAW1006F	1000	600	747
	NBLTAW1206F	1200	600	747
	NBLTAW1406F	1400	600	747
	NBLTAW1606F	1600	600	747
	NBLTAW1806F	1800	600	747
600mm deep single top add-on table.				
	NBLT0806A	800	600	747
	NBLT1006A	1000	600	747
	NBLT1206A	1200	600	747
	NBLT1406A	1400	600	747
	NBLT1606A	1600	600	747
	NBLT1806A	1800	600	747
800mm deep single top freestanding table.				
	NBLTAW0808F	800	800	747
	NBLTAW1008F	1000	800	747
	NBLTAW1208F	1200	800	747
	NBLTAW1408F	1400	800	747
	NBLTAW1608F	1600	800	747
	NBLTAW1808F	1800	800	747
800mm deep single top add-on table.				
	NBLT0808A	800	800	747
	NBLT1008A	1000	800	747
	NBLT1208A	1200	800	747
	NBLT1408A	1400	800	747
	NBLT1608A	1600	800	747
	NBLT1808A	1800	800	747

Product	Code	W mm	D mm	H mm
1200mm deep single top freestanding table.				
	NBLTAW0812F	800	1200	747
	NBLTAW1012F	1000	1200	747
	NBLTAW1212F	1200	1200	747
	NBLTAW1412F	1400	1200	747
	NBLTAW1612F	1600	1200	747
	NBLTAW1812F	1800	1200	747
1200mm deep single top add-on table.				
	NBLT0812A	800	1200	747
	NBLT1012A	1000	1200	747
	NBLT1212A	1200	1200	747
	NBLT1412A	1400	1200	747
	NBLT1612A	1600	1200	747
	NBLT1812A	1800	1200	747
1600mm deep single top freestanding table.				
	NBLTAW0816F	800	1600	747
	NBLTAW1016F	1000	1600	747
	NBLTAW1216F	1200	1600	747
	NBLTAW1416F	1400	1600	747
	NBLTAW1616F	1600	1600	747
	NBLTAW1816F	1800	1600	747
1600mm deep single top add-on table.				
	NBLT0816A	800	1600	747
	NBLT1016A	1000	1600	747
	NBLT1216A	1200	1600	747
	NBLT1416A	1400	1600	747
	NBLT1616A	1600	1600	747
	NBLT1816A	1800	1600	747
1200mm deep single top double D-end.				
	NBLTAW2012D	2000	1200	747
	NBLTAW2412D	2400	1200	747
Intermediate leg cable cover (table)				
	NBLCC8	400	50	680
	NBLCC1216	600	50	680
Easy access tilt & drop cable basket				
	BWB600	600	140	105
	BWB1000	1000	140	105
	BWB1400	1400	140	105
Easy access tilt & drop cable dump.				
for 1200/1600 deep tables 1000mm long	NBCD0810BK	850	382	110
for 1200/1600 deep tables 1400mm long	NBCD1214BK	1050	382	110
for 1200/1600 deep tables 1800mm long	NBCD1618BK	1450	382	110
NOTE....* 800mm long table not designed for cable dump*				



Torino.

Torino offers an extensive desk and table solution which includes a desking and benching solution with stylish poseur, meeting and coffee tables.

With the use of natural materials, Torino brings the beauty and warmth of solid oak to the office space. The tapering A-frame leg design brings further style to this contemporary aesthetic, combined with a smooth-to-touch radius edge to the leg.



Torino.

Features & benefits.

- 25mm thick desktops with 2mm ABS edge.
- Robust A-frame FSC certified oak leg.
- Set-back intermediate legs for increased leg space.
- Discreet foot detail with +15mm levelling.
- Metal-to-metal fixings connecting sub-structure to desktop.
- Large scallop at rear of desktop for easy cable access.
- 15mm gap at rear of back-to-back benching for continuous cable access and monitor arm mounts.
- Optional cable cover plates for intermediate legs.
- Optional easy access tilt and drop cable dump to underside of back-to-back benching – see accessories.
- Optional modesty panels – see accessories.
- Not suitable for desk high storage.

Finishes.

- MFC TOPS**
- BE** Beech
 - GR** Light Grey
 - PC** Portofino Cherry
 - WH** White
 - WA** Walnut
 - MP** Maple
 - VO** Verade Oak

- LEGS**
- Oak

Product code.

How your product code is formed:

Base Code >

Hand spec (if applicable) >

Leg/Base Finish (if applicable) >

MFC/MDF Top Finish

Your final code will appear on your order acknowledgement after the order is placed.

Product	Code	W mm	D mm	H mm
---------	------	------	------	------

800mm deep single freestanding modules.



TNRD148F	1400	800	747
TNRD168F	1600	800	747
TNRD188F	1800	800	747

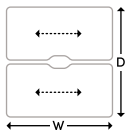
800mm deep single add-on modules.



TNRD148A	1400	800	747
TNRD168A	1600	800	747
TNRD188A	1800	800	747

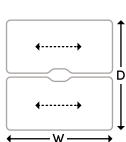
Intermediate leg cable cover - code TNCC800 £177. State on order.

1600mm deep back-to-back freestanding modules.



TNB1416F	1400	1660	747
TNB1616F	1600	1660	747
TNB1816F	1800	1660	747

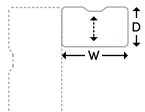
1600mm deep back-to-back add-on modules.



TNB1416A	1400	1660	747
TNB1616A	1600	1660	747
TNB1816A	1800	1660	747

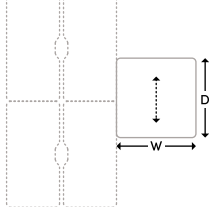
Intermediate leg cable cover - code TNCC1660 £214. State on order.

Single rectangular return.



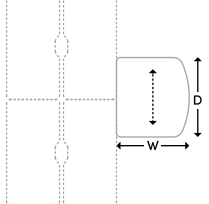
TNR86	800	600	747
TNR106	1000	600	747
TNR126	1200	600	747

Double rectangular return.



TNR1012	1000	1200	747
TNR1212	1200	1200	747

Double radius return.



TNRR1112	1100	1200	747
----------	------	------	-----

Standard and Systems desk high storage is not available with Torino unless requested as a special. Contact us for details.






Torino tables.



PLEASE NOTE:
For cable trays and inset power options (additional cost will be applied for preparing the tops for inset power) see accessories section.

Meeting and conference tables.



Product	Code	W mm	D mm	H mm
Square barrel tables.				
	TNBT1212	1200	1200	747
	TNBT1414	1400	1400	747
	TNBT1616	1600	1600	747
Rectangular barrel tables.				
 One piece top*	TNBT1612	1600*	1200	747
	TNBT2012	2000*	1200	747
	TNBT2412	2400*	1200	747
	TNBT2016	2000*	1600	747
	TNBT2416	2400*	1600	747
 Two piece top**	TNBT3212	3200**	1200	747
	TNBT3612	3600**	1200	747
	TNBT4012	4000**	1200	747
	TNBT3216	3200**	1600	747
	TNBT3616	3600**	1600	747
	TNBT4016	4000**	1600	747

A family of meeting, poseur height and coffee tables to complement the Torino desking range.





Finishes.

MFC TOPS		MDF CUTBACK TOPS	
BE	Beech	ZWH	White
GR	Light Grey		
PC	Portofino Cherry		
WH	White		
WA	Walnut		
MP	Maple		
VO	Verade Oak		

Poseur height tables.

Product	Code	W mm	D mm	H mm
Barrel poseur tables with single chrome footrail.				
	TNBPT1010	1000	1000	1045
	TNBPT1610	1600	1000	1045
	TNBPT2010	2000	1000	1045
	TNBPT2210	2200	1000	1045
Barrel poseur tables with double chrome footrail.				
	TNBPT1212	1200	1200	1045
	TNBPT1612	1600	1200	1045
	TNBPT2012	2000	1200	1045
	TNBPT2212	2200	1200	1045

Coffee tables.

Product	Code	W mm	D mm	H mm
Round coffee tables.				
	TNRMCT6	600	600	340
	TNRMCT7	700	700	340
	TNRMCT8	800	800	340
	TNRMCT9	900	900	340
Square barrel coffee tables.				
	TNBMCT6	600	600	340
	TNBMCT7	700	700	340
	TNBMCT8	800	800	340
	TNBMCT9	900	900	340
Rectangular coffee tables.				
	TNRMCT105	1000	500	340
	TNRMCT126	1200	600	340
Plectrum coffee tables.				
	TNPMCT7	700	700	340
	TNPMCT8	800	800	340
	TNPMCT9	900	900	340



Height adjustable desks.

Working in an office can often lead to a sedentary lifestyle. Height-adjustable desks make it easy for users to alternate frequently between sitting and standing with just a press of a button or turn of a handle.

Wellbeing is at the heart of our designs. Engineered to support work in a seated and standing position, alternating between the two can help relieve back and neck pain, improves blood circulation and enhances concentration and productivity.



Height adjustable desks.



Finishes.

MFC TOPS		G-LINE FRAME	
BE	Beech	WH	White
GR	Light Grey		
PC	Portofino Cherry	M-LINE LEGS	
WH	White	WH	White
WA	Walnut	SL	Silver
MP	Maple	BK	Black
VO	Verade Oak		

Product code.

How your product code is formed:

Base Code >

Hand spec (if applicable) >

Leg/Base Finish (if applicable) >

MFC/MDF Top Finish

Your final code will appear on your order acknowledgement after the order is placed.

G-Line gas height adjustable.



Combining practical, minimal design with the health benefits of a height adjustable work space our gas desks provide an alternative to an electric powered height adjustable desk. Using height adjustable desks helps to improve circulation, concentration and even productivity.

This gas assisted desk has a weight limit recommendation of 32kg.

Features & benefits.

- 25mm thick desktops with 2mm ABS edge.
- No power source required.
- Central horizontal steel beam for increased strength and stability.
- Optional retro fit modesty panels.
- Centrally positioned rear scallop for monitor arm mount and cable access.
- Metal-to-metal fixings connecting substructure to the desktop.
- Height adjustment from 747 to 1160mm.

Product	Code	W mm	D mm	H mm
Rectangular desk - gas height adjustable.				
	GSS25148	1400	800	747-1160
	GSS25158	1500	800	747-1160
1400mm wide desk has a top overhang of 175mm. 1500mm wide desk has a top overhang of 225mm.				



M-Line crank height adjustable.

Versatile and simple to operate, the M-Line crank height adjustable range is an ideal desking solution for taller people and wheelchair users. The user can adjust the desk height from 660 to 960mm high simply by turning a handle.

Features & benefits.

- 25mm thick desktops with 2mm ABS edge.
- No power source required.
- Cantilever set-back verticals offer increased leg clearance.
- Horizontal modesty panel for increased strength and stability.
- Easy access central scallop at rear of desktop.
- Metal-to-metal fixings connecting substructure to the desktop.
- Height adjustment from 660 to 960mm.

Product	Code	W mm	D mm	H mm
Rectangular crank height-adjustable desk.				
	MCF25128HA	1200	800	660-960
	MCF25148HA	1400	800	660-960
	MCF25168HA	1600	800	660-960



Height adjustable desks.

C-Line.

Working in an office can often lead to a sedentary lifestyle. C-Line electronic height-adjustable desks make it easy for users to alternate frequently between sitting and standing with just a press of a button.

Wellbeing is at the heart of the C-Line's design. Engineered to support work in a seated and standing position, alternating between the two can help relieve back and neck pain, improves blood circulation and enhances concentration and productivity.

Features & benefits.

- 25mm thick worktops with 2mm ABS edge.
- Press-button anti-collision control to activate height adjustment.
- 3-Stage telescopic leg height adjustment from 625 to 1275mm.
- Control unit with 4-stage preset memory function.
- Metal-to-metal fixings connecting sub-structure to desktop.
- Central scallop and 15mm continuous cable access down rear of desktop for easy cable access.
- Cable management beam with multiple entry and exit wire ports.
- Optional floor-to-desk telescopic cable spine.
- A choice of screens for single and back-to-back desks.
- Foot detail with +15mm levelling.
- Telescopic frame accommodates future churn.
- Retro-fit modesty panels are available for single desks.
- 120 kg maximum weight loading evenly distributed.

Finishes.

- MFC TOPS**
- BE** Beech
 - GR** Light Grey
 - PC** Portofino Cherry
 - WH** White
 - WA** Walnut
 - MP** Maple
 - VO** Verade Oak

- LEGS**
- SL** Silver
 - WH** White

Product code.

How your product code is formed:

Base Code >
Hand spec (if applicable) >
Leg/Base Finish (if applicable) >
MFC/MDF Top Finish

Your final code will appear on your order acknowledgement after the order is placed.



Product	Code	W mm	D mm	H mm
---------	------	------	------	------

Single rectangular desk.



CSS25128	1200	800	625-1275
CSS25148	1400	800	625-1275
CSS25168	1600	800	625-1275
CSS25188	1800	800	625-1275

Back-to-back rectangular desk.



CDSS251216	1200	1600	625-1275
CDSS251416	1400	1600	625-1275
CDSS251616	1600	1600	625-1275

Product	Code
---------	------

Cable management tray with chain (pair).

for 1200mm wide back-to-back desk	CDSSCM12
for 1400mm wide back-to-back desk	CDSSCM14
for 1600mm wide back-to-back desk	CDSSCM16



C-Line screens.

A choice of desk-mounted screen solutions to enable privacy and modesty on the C-Line height-adjustable desking range.



Edge

- 30mm thick fabric screen with plastic trim on both sides.



Border

- 30mm thick aluminium framed fabric screen.
- Integral tool rail clip point for accessories built into top rail.



Dolly

- 28mm thick fabric wrapped screen.
- All four corners have a radius of 50mm.

Edge screens.



Product	Code	W mm	H mm
Privacy screens - single desks. Supplied with brackets. Fixed on the rear edge of the desktop.			
for 1200mm single desk	EL/04.12DS	1200	400
1 for 1400mm single desk	EL/04.14DS	1400	400
for 1600mm single desk	EL/04.16DS	1600	400
for 1800mm single desk	EL/04.18DS	1800	400
Privacy-modesty screens - single desks. Supplied with brackets. Fixed 400mm above desktop.			
for 1200mm single desk	EL/725.12DS	1200	725
2 for 1400mm single desk	EL/725.14DS	1400	725
for 1600mm single desk	EL/725.16DS	1600	725
for 1800mm single desk	EL/725.18DS	1800	725
Privacy-modesty - back-to-back desks. Supplied with fixing bolts. Brackets for fixing back to back screens are already included within the desk frame kit.			
for 1200mm wide back-to-back desk	EL/870.12DS	1200	870
3 for 1400mm wide back-to-back desk	EL/870.14DS	1400	870
for 1600mm wide back-to-back desk	EL/870.16DS	1600	870

Silver trim as standard. Add W to the end of code for White trim.

Border screens.



Product	Code	W mm	H mm
Privacy screens - single desks. Supplied with brackets. Fixed on the rear edge of the desktop.			
for 1200mm single desk	BO/04.12DS	1200	400
4 for 1400mm single desk	BO/04.14DS	1400	400
for 1600mm single desk	BO/04.16DS	1600	400
for 1800mm single desk	BO/04.18DS	1800	400
Privacy-modesty screens - single desks. Supplied with brackets. Fixed 400mm above desktop.			
for 1200mm single desk	BO/725.12FP	1200	725
5 for 1400mm single desk	BO/725.14FP	1400	725
for 1600mm single desk	BO/725.16FP	1600	725
for 1800mm single desk	BO/725.18FP	1800	725
Privacy-modesty screens - back-to-back desks. Supplied with fixing bolts. Brackets for fixing back to back screens are already included within the desk frame kit.			
for 1200mm wide back-to-back desk	BOC/870.12DS	1200	870
6 for 1400mm wide back-to-back desk	BOC/870.14DS	1400	870
for 1600mm wide back-to-back desk	BOC/870.16DS	1600	870

Silver frame as standard. Add W to the end of code for White frame.

Dolly screens.



Product	Code	W mm	H mm
Privacy screens - single desks. Supplied with brackets. Fixed on the rear edge of the desktop.			
for 1200mm single desk	DO/04.12DS	1200	400
7 for 1400mm single desk	DO/04.14DS	1400	400
for 1600mm single desk	DO/04.16DS	1600	400
for 1800mm single desk	DO/04.18DS	1800	400
Privacy-modesty screens - single desks. Supplied with brackets. Fixed 400mm above desktop.			
for 1200mm single desk	DO/725.12FP	1200	725
8 for 1400mm single desk	DO/725.14FP	1400	725
for 1600mm single desk	DO/725.16FP	1600	725
for 1800mm single desk	DO/725.18FP	1800	725
Privacy-modesty screens - back-to-back desks. Supplied with fixing bolts. Brackets for fixing back to back screens are already included within the desk frame kit.			
for 1200mm wide back-to-back desk	DO/870.12DS	1200	870
9 for 1400mm wide back-to-back desk	DO/870.14DS	1400	870
for 1600mm wide back-to-back desk	DO/870.16DS	1600	870



Desk accessories.

Our desk accessories help you create a workspace that inspires productivity and optimises your surface area.

We offer a range of ergonomic solutions for healthier working, and power and cable management solutions to ensure your desk is functional, organised and safe.



Desk accessories.




Monitor arms and laptop stands.







Manual monitor arms.		
1	single monitor arm with through desk and clamp fixing 10 Kg 27" max. Fits rear of desk.	AVM11
2	double monitor arm with through desk and clamp fixing 10 Kgs / AEM 27" max screen width. Fits rear of desk.	AVM12
Offered in black (BK) or white (WH).		

Gas monitor arms.		
3	single arm for up to 6 Kg, 27" max screen. Fits rear of desk.	AVA12S
4	double arm for two screens up to 6 Kg each, 27" max screen. Fits rear of desk.	AVA12D
Offered in silver (SL), black (BK) or white (WH).		
5	silver single arm for screen up to 9 Kg, with fast charging power & data. Fits rear of desk.	GU71S
6	silver double arm for two screens up to 9 Kg each, with fast charging power & data. Fits rear of desk.	GU72D



Product	Code
Flat screen monitor arms.	
7 single monitor arm with clamp fixing 10 Kg 30" max	STRELA1
8 double monitor arm with clamp fixing 10 Kg 30" max screen	STRELA2
9 single spring assisted monitor arm in silver with clamp fixing 8 Kg 32" max screen	SIGMA1
10 double spring assisted monitor arm in silver with clamp fixing 8 Kg 32" max screen	SIGMA2

9 and 10 above fit rear of desk.
Offered as standard in silver. White (WH) also available +10% - add WH to end of code.
Clamp fixing provided as standard. For through-desk – POA.

Product	Code
Origama laptop stand.	
 White laptop stand, foldable for portability	LAP/013
Flo gas flat screen single monitor arm.	
 FLO dynamic finger touch adjustment with 12 to 25mm top mount clamp - available in silver, white and black.	DYN/013/010 + DYN/013/C27
9 Kg screen weight limit. State colour on order. Fits rear of desk on all ranges.	
Lima easy adjust single monitor arm.	
 Manual push button height-adjustment arm with 6 to 40mm top mount clamp and post - available in silver, white and black.	LMA/001/001
6.5 Kg screen weight limit. State colour on order. Fits rear of desk.	
Lima easy adjust dual monitor arm.	
 Manual push button height-adjustment arm with 6 to 40mm top mount clamp and post - available in silver, white and black.	LMA/001/001 + LMA/001/002
6.5 Kg screen weight limit per arm. Max screen size 27". State colour on order. Fits rear of desk.	





Desk accessories.




Power accessories.


Prices quoted for electrical sockets and cables are for supply only.
Installation must be carried out by a suitably qualified person.

Product	Code	
	Under desk power modules.	
	PMK203 black power module 2xUK sockets 3.15A	2M6032A6
	PMK303 black power module 3xUK sockets 3.15A	2M6033A6
	PMK403 black power module 4xUK sockets 3.15A	2M6034A6
	Under desk power modules are supplied as standard with 250mm earth lead and fuses. Power Entry/Exit via 3 Pole connectors.	


Product	Black code	White code
Chroma desktop power modules.		
	2 x power, 3.15A (shown)	2A0B32A0
	2 x power, 3.15A with A and C USB	2A0B32A3
	2 x power, 3.15A with A and C USB and 2 x Cat 6A data sockets	2A0B32A4
		+2T0010DD
Above modules are supplied with fixing clamps and hard-wired 500mm drop lead with triple male GST connector. Available in black or white – state on order.		

Solo Plus 80mm grommet in-desk power module.


	black 1 x power, 1 x USB-A & 2 x USB-C	S1-1P3C(1A/2C) 2B-BK	
	white 1 x power, 1 x USB-A & 2 x USB-C		S1-1P3C(1A/2C) 2B-WH
	black 1 x power, 1 x USB-A & 2 x USB-C, RJ45, HDMI	S1-1P3C(1A/2C) 1D1H-BK	
	white 1 x power, 1 x USB-A & 2 x USB-C, RJ45, HDMI		S1-1P3C(1A/2C) 1D1H-WH
Comes with 500mm drop down lead – 3 pole male			

Product	Code	
Inca Desktop power modules.		
	2 x power, 1m mains lead to 3-pole connector.	7900004
	4 x power, 1m mains lead to 3-pole connector.	7900010
	3 x power, 1 x twin USB charger 1 m mains lead to 3-pole connector	79050007
	2 x power, 2 x twin USB charger 1 m mains lead to 3-pole connector	79050010
	Supplied in black. White and grey also available. Other configurations including grommet mount modules are available within this range.	


Affinity through desk flip over module.

	2 x power, 3 m mains lead to 13A UK plug	85PG01
	4 x power, 3 m mains lead to 13A UK plug	85PG03
	2 x power, 1 x twin 5A USB charger, 3 m mains lead to 13A UK plug (shown)	85050001
	2 x power, 1 x twin 5A USB charger, 1 x RJ45 Cat6 data, 3 m mains lead to 13A UK plug. 3 m data leads	85050002




Product	Black code	White code
Pixel Tuf power unit with USB ports for 80mm hole.		
	1x UK fused socket with A & C USB chargers, supplied with 800mm lead/male connector GST18i3 Available in black or white with silver bezel.	2434232
		2434430
Can be plugged directly into the female GST end of under desk unit. Starter cable with UK mains plug may be required. Alternative specifications are available – POA. State colour on order.		



Pixel Tuf Arc power unit with USB ports and wireless charger for 80mm hole.

	1x UK fused socket with A & C USB and wireless chargers. Supplied with 800mm lead/male connector GST18i3 and 2 m micro USB to USB-A charging lead to power the wireless charger. Available in black or white.	2713887
		2712327
Can be plugged directly into the female GST end of under-desk unit. Starter cable with UK mains plug may be required. Alternative specifications are available – POA. State colour on order.		

Pluto dome power module with USB ports for 80mm hole.




	2 x UK socket, with A & C USB, anti-surge ceramic, 3.15A fused, hardwired. Supplied with 800mm lead/male connector GST18i3. Available in black or white.	2817332
		2817318
Pluto screws into standard 80mm grommet hole. Connection for retro-fit earth lead (separate purchase).		

Pandora rotating power module with USB sockets for 128mm hole.

	2 x UK sockets, with A & C USB, bevelled frame. Available in black or white.	2469180
		2469203
	2 x UK sockets, with A and C USB, black with stainless steel bevelled frame.	2469166
		-
Can be plugged directly into the female GST end of under desk unit. Supplied with 800mm lead/male connector GST18i3. Starter cable with UK mains plug may be required. Alternative specifications are available – POA.		








Desk accessories.

Power leads.

Product		Code
 starter lead	Starter leads for Solo Plus, Chroma and desk under power modules.	
	1 metre	MLG1MB
	2 metre	MLG2MB
	3 metre	MLG3MB
	4 metre	MLG4MB
	5 metre	MLG5MB
 add-on lead	Add-on leads for Solo Plus, Chroma and desk under power modules.	
	1 metre	CL1MB
	1.5 metre	CL1.5MB
	2 metre	CL2MB
	3 metre	CL3MB
	Mains leads for Pixel, Pluto and Pandora.	
	3 metre starter cable with UK plug	2513302
	5 metre starter cable with UK plug	2513350




Cable accessories.


Product		Code
	Cable manager zip sock.	
	Polyester vertical cable sock with velcro straps and fixings All spines are available in black (BK), silver (SL) or white (WH).	VCS2
	Rotating cable spine.	
	black floor-to-desk cable umbilical	ROSPBL
	Height adjustable cable spine.	
	black cable spine, 4-way cable separation, weighted base, suitable for height-adjustable desks up to 1290mm.	HASPBBL
	white cable spine, 4-way cable separation, weighted base, suitable for height-adjustable desks up to 1290mm.	HASPBWH
	silver cable spine, 4-way cable separation, weighted base, suitable for height-adjustable desks up to 1200mm.	HASPSR
	Coil cable spine.	
	black cable spine including fixings. Extends from 150 to 1300mm	660132
	white cable spine including fixings. Extends from 150 to 1300mm	660133
	silver cable spine including fixings. Extends from 150 to 1300mm	660130
	Snap magnetic floor to desk cableway.	
	black / black, weighted base, cable clip anchor points, height adjustable 700–1250mm, magnetic closure	SMFDCB
	silver / black, weighted base, cable clip anchor points, height adjustable 700–1250mm, magnetic closure,	SMFDCS
	Wire basket.	
	for 800/1000mm desks	BWB600
	for 1200/1400mm desks	BWB1000
	for 1600/1800mm desks	BWB1400
	Tilt and drop cable dump.	
	for 1000mm long back-to-back benching and tables	NBCD0810BK
	for 1200 and 1400mm long back-to-back benching and tables	NBCD1214BK
	for 1600 and 1800mm long back-to-back benching and tables	NBCD1618BK

Desk accessories.

Modesty panels.

Product	Code	W mm	D mm	H mm
MFC modesty panels (retro-fittable).				
 for 800mm wide desk	DMP08	640	18	300
for 1000mm wide desk	DMP10	840	18	300
for 1200mm wide desk	DMP12	1040	18	300
for 1400mm wide desk	DMP14	1240	18	300
for 1600mm wide desk	DMP16	1440	18	300
for 1800mm wide desk	DMP18	1640	18	300

Storage drawer.

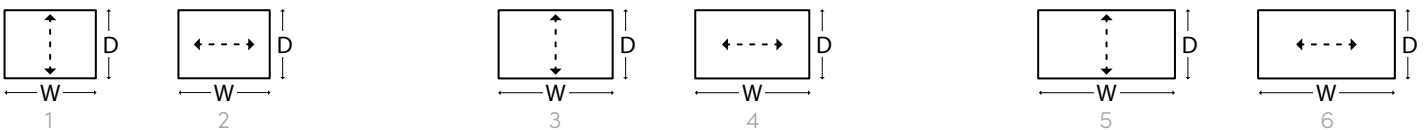
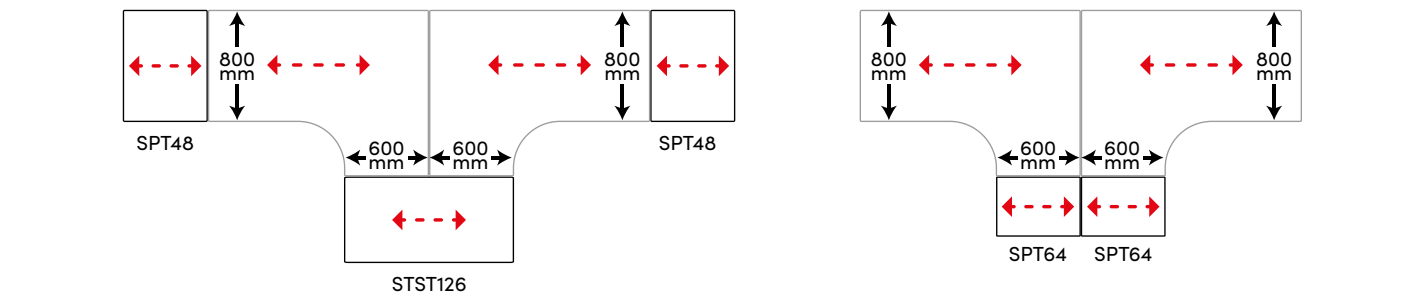
Product	Code	W mm	D mm	H mm
Under-desk fixed steel storage drawer.				
 steel drawer unit with EVA foam layer shelf to store up to 17.3" laptop.	US022B	513	311	187



Tops for desk-high steel storage.



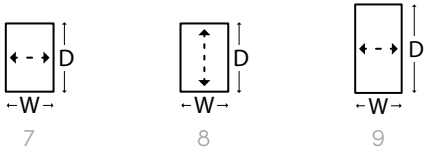
Our tops for desk high steel storage are designed to allow continuity of grain direction when positioned alongside a desk or other desk-high storage. The illustration below shows steel storage beside a 1600 x 1200mm Universal Workstation. The dashed line denotes the grain direction of each item's top.



Product	Code	W mm	D mm	H mm
Steel tambour wood tops.				
1 803mm wide tambour, grain direction front to back	STT68	803	600	25
2 803mm wide tambour, grain direction side to side	STT86	803	600	25
3 1003mm wide tambour, grain direction front to back	STT610	1003	600	25
4 1003mm wide tambour, grain direction side to side	STT106	1003	600	25
5 1203mm wide tambour, grain direction front to back	STT612	1203	600	25
6 1203mm wide tambour, grain direction side to side	STT126	1203	600	25

Steel side filer wood tops.				
800mm wide side filer, grain direction front to back	SSFT68	800	600	25
800mm wide side filer, grain direction side to side	SSFT86	800	600	25
1000mm wide side filer, grain direction front to back	SSFT610	1000	600	25
1000mm wide side filer, grain direction side to side	SSFT106	1000	600	25

Steel cupboard wood tops.				
915mm wide steel cupboard, grain direction front to back	SCT69	915	600	25
915mm wide steel cupboard, grain direction side to side	SCT96	915	600	25



Product	Code	W mm	D mm	H mm
Steel pedestal wood tops.				
7 420 x 600mm pedestal, grain direction side to side	SPT46	420	600	25
8 420 x 600mm pedestal, grain direction front to back	SPT64	420	600	25
9 420 x 800mm pedestal, grain direction side to side	SPT48	420	800	25

Tables.

Tables to keep pace with your evolving needs.

The best furniture designs are created with flexibility in mind. The beauty of our table solutions is that they can be moved and reconfigured to support even the fastest paced environments.

Discover table designs that complement your office aesthetic, while remaining adaptable to your evolving professional needs; changing from a relaxed meeting space one minute to a presentation space the next.

Education tables.

Seminar tables.

Brunel tables.

Bistro tables.

Dali tables.

Tamar tilt-top tables.

Vee flip-top.

Truro.

Nero.

Bowcliffe.

Alpha.

Laptop tables.

Education tables.



A simple range of durable educational tables in different shapes and sizes with fully welded frames for added strength and stability.

Features & benefits.

- 25mm thick tops with 2mm ABS edge.
- Metalwork available in white, silver and black.
- Tables are five stackable for ease of storage.
- Frames are supplied with protection buffers to prevent damage during the stacking process.
- No ports or scoops to table tops.
- 40mm crossrails for increased strength.





Finishes.

MFC TOPS		LEGS	
BE	Beech	SL	Silver
GR	Light Grey	WH	White
PC	Portofino Cherry	BK	Black
WH	White		
WA	Walnut		
MP	Maple		
VO	Verade Oak		

Product code.

How your product code is formed:
Base Code >
Hand spec (if applicable) >
Leg/Base Finish (if applicable) >
MFC/MDF Top Finish
Your final code will appear on your order acknowledgement after the order is placed.



Product	Code	W mm	D mm	H mm
Rectangular table. 	MTW25126	1200	600	720
	MTW25146	1400	600	720
	MTW25127	1200	700	720
	MTW25147	1400	700	720
	MTW25148	1400	800	720
	MTW25168	1600	800	720
Square table. 	MTW25066	600	600	720
	MTW25077	700	700	720
	MTW25088	800	800	720
Semi-circular table. 	MSCTW25168	1600	800	720
Coffee table. 	MRT25066	600	600	365
	MRT25126	1200	600	365

Seminar tables.



These static or mobile tables have been designed to promote collaborative learning by facilitating flexible configurations for groups to work together.

Features & benefits.

- 25mm thick tops with 2mm ABS edge.
- Seminar tables are supplied as standard with lockable castors and can be easily reconfigured to meet any teaching requirements.
- 40mm diameter tube leg frame.
- No ports or scoops to tops.
- Table available as static or mobile.
- Both static and mobile have 100mm height adjustment.
- Radius corners on Plectrum Table. Square corners on Rectangular and Square Tables.

Finishes.

MFC TOPS		LEGS	
BE	Beech	SL	Silver
GR	Light Grey	WH	White
PC	Portofino Cherry	BK	Black
WH	White		
WA	Walnut		
MP	Maple		
VO	Verade Oak		

Product code.

How your product code is formed:

Base Code >

Hand spec (if applicable) >

Leg/Base Finish (if applicable) >

MFC/MDF Top Finish

Your final code will appear on your order acknowledgement after the order is placed.

Mobile or static options

Codes shown are for mobile tables. To select the static model, simply change the prefix at the start of the code from MSTC to MSTF.



Height-adjustable castors
725-825mm
MSTC25148



Height-adjustable feet
660-760mm
MSTF25148



Product	Code	W mm	D mm	H mm
Rectangular tables with lockable castors.				
	MSTC25126	1200	600	725-825
	MSTC25146	1400	600	725-825
	MSTC25127	1200	700	725-825
	MSTC25147	1400	700	725-825
	MSTC25148	1400	800	725-825
	MSTC25168	1600	800	725-825
Square tables with lockable castors.				
	MSTC25066	600	600	725-825
	MSTC25077	700	700	725-825
	MSTC25088	800	800	725-825
Plectrum table with lockable castors.				
	MSTC1616	1600	-	725-825

Brunel tables.



A stylish range of coffee, dining and poseur tables for flexible working.

Features & benefits.

- 25mm thick tops with 2mm ABS edge.
- 80mm diameter steel upright.
- 300mm square steel top plate.
- 2-part quick assembly.
- Available in coffee, dining and poseur table height.
- Larger tops have wider bases to enhance stability.




Finishes.

MFC TOPS		BRUNEL BASE	
BE	Beech	SL	Silver
GR	Light Grey	WH	White
PC	Portofino Cherry	BK	Black
WH	White		
WA	Walnut		
MP	Maple		
VO	Verade Oak		

Product code.

How your product code is formed:
Base Code >
Hand spec (if applicable) >
Leg/Base Finish (if applicable) >
MFC/MDF Top Finish
Your final code will appear on your order acknowledgement after the order is placed.



Product	Code	W mm	D mm	H mm
Brunel circular coffee table.				
	BRUC600D	600	600	425
	BRUC900D	900	900	425
Brunel circular dining table.				
	BRUD800D	800	800	720
	BRUD1000D	1000	1000	720
	BRUD1200D	1200	1200	720
Brunel circular poseur table.				
	BRUP600D	600	600	1100
	BRUP900D	900	900	1100

Bistro tables.



A selection of modern bistro and coffee tables to suit any interior and budget. With round or square bases, these tables also come in a range of sizes.

Features & benefits.

- 25mm thick tops with 2mm ABS edge.
- Round trumpet base has a polished chrome finish.
- Flat square base has a brushed steel finish.

Finishes.

- MFC TOPS
- BE** Beech
 - GR** Light Grey
 - PC** Portofino Cherry
 - WH** White
 - WA** Walnut
 - MP** Maple
 - VO** Verade Oak

Product code.

How your product code is formed:

Base Code >

Hand spec (if applicable) >

Leg/Base Finish (if applicable) >

MFC/MDF Top Finish

Your final code will appear on your order acknowledgement after the order is placed.



Product	Code	W mm	D mm	H mm
Coffee tables.				
1 round with round trumpet base	POSC600D	600	600	455
round with round trumpet base	POSC700D	700	700	455
square with round trumpet base	POSC700SQ	700	700	455
square with flat square base	BOSC600SQ	600	600	465
2 square with flat square base	BOSC700SQ	700	700	465
Dining tables.				
round with round trumpet base	POSD600D	600	600	745
round with round trumpet base	POSD700D	700	700	745
round with round trumpet base	POSD900D	900	900	745
3 square with round trumpet base	POSD700SQ	700	700	745
square with round trumpet base	POSD900SQ	900	900	745
square with flat square base	BOSD600SQ	600	600	745
square with flat square base	BOSD700SQ	700	700	745
4 square with flat square base	BOSD900SQ	900	900	745
Poseur tables.				
5 round with round trumpet base	POSP600D	600	600	1125
6 square with flat square base	BOSP600SQ	600	600	1125

Dali tables.

Static and flip-top tables designed to accompany the Dali desking range.

Features & benefits.

- 25mm thick desktops with 2mm ABS edge.
- Metal-to-metal fixings connect sub-structure to desktop.
- Flip top single pull bar release operation, anti-slam soft close, and auto locking top.
- T-shaped leg, free-standing and mobile.
- Leg integrated floor-to-desk cableway.
- Design-led foot detail with +15mm levelling.
- Optional height settable leg for static tables from 620 to 820mm – POA.
- Tops are pre-drilled for retro fit links.

Finishes.

MFC TOPS		LEGS	
BE	Beech	SL	Silver
GR	Light Grey	WH	White
PC	Portofino Cherry	BK	Black
WH	White	GR	Graphite
WA	Walnut		
MP	Maple		
VO	Verade Oak		

Product code.

How your product code is formed:

Base Code >

Hand spec (if applicable) >

Leg/Base Finish (if applicable) >

MFC/MDF Top Finish

Your final code will appear on your order acknowledgement after the order is placed.



Single link






Two links locked

Product	Links per desk	Code
Links.		
for rectangular tables	12 single	FTL12
for semi-barrel	4 single	FTL4
for trapezoidal tables	8 single	FTL8



Static tables.

Product	Code	W mm	D mm	H mm
Rectangular tables, inset leg.				
				
Rectangular tables, outset leg.				
				
Semi-barrel tables.				
				

Flip-top tables.

Product	Code	W mm	D mm	H mm
Rectangular tables, inset leg.				
				
Rectangular tables, outset leg.				
				
Semi-barrel tables.				
				
Trapezoidal tables.				
				

Tamar tilt top tables.



Tamar is an ideal table solution for flexible layouts, especially when storage space is limited. The tops can be flipped vertically and nested neatly away when not in use.

Features & benefits.

- 25mm thick tops with 2mm ABS edge.
- Tops lock into position using two individual thumb screws.
- Twin wheel locking castors.
- Tops can be linked using retro-fittable linking brackets on request.

Finishes.

MFC TOPS		LEGS	
BE	Beech	SL	Silver
GR	Light Grey	WH	White
PC	Portofino Cherry	BK	Black
WH	White		
WA	Walnut		
MP	Maple		
VO	Verade Oak		

Product code.

How your product code is formed:

Base Code >

Hand spec (if applicable) >

Leg/Base Finish (if applicable) >

MFC/MDF Top Finish

Your final code will appear on your order acknowledgement after the order is placed.



Product	Code	W mm	D mm	H mm
---------	------	------	------	------

Rectangular table.



TRFT126	1200	600	720
TRFT147	1400	700	720
TRFT128	1200	800	720
TRFT148	1400	800	720
TRFT168	1600	800	720

Trapezoidal table.



TTFT168	1600	800	720
---------	------	-----	-----

Semi-circular table.



TSCFT168	1600	800	720
----------	------	-----	-----



Single link



Two links locked

Product	Links per desk	Code
---------	----------------	------

Links.

for rectangular tables	12 singles	FTL12
for trapezoidal tables	8 singles	FTL8
for semi-circular tables	4 singles	FTL4

Tops are pre-drilled to accommodate links.

Vee flip-top.

Features & benefits.

- 25mm tops with 2mm ABS edge.
- Smooth radius corners to table tops.
- Arched leg base with elliptical profile.
- Leg bump protection with locking castors.
- Available in a range of metal or eco-friendly Trivalent chrome 3 finishes.
- Single hand operation release mechanism – release from either side.
- Unique leg rotation for efficient use of storage space.
- Tops are pre-drilled for links.

Finishes.

- MFC TOPS**
- BE** Beech
 - GR** Light Grey
 - PC** Portofino Cherry
 - WH** White
 - WA** Walnut
 - MP** Maple
 - VO** Verade Oak

- STANDARD LEGS**
- WH** White
 - BK** Black
- CHROME LEGS**
- CR** Chrome

Product code.

How your product code is formed:

Base Code >

Hand spec (if applicable) >

Leg/Base Finish (if applicable) >

MFC/MDF Top Finish

Your final code will appear on your order acknowledgement after the order is placed.

With rotating legs for neater nesting, Vee is an excellent choice for conference, office, meeting and training facilities where storage space is limited.



Product	Code	W mm	D mm	H mm
---------	------	------	------	------

Rectangular table.



VRFT126*	1200	600	750
VRFT128	1200	800	750
VRFT147	1400	700	750
VRFT148	1400	800	750
VRFT1575	1500	750	750
VRFT168	1600	800	750
VRFT188	1800	800	750
VRFT189	1800	900	750

Semi-barrel table.



VSBFT168	1600	800	750
VSBFT189	1800	900	750



Single link



Two links locked

Product	Links per desk	Code
Links.		
for rectangular tables	12 singles	FTL12
for semi-barrel tables	4 singles	FTL4

Tops are pre-drilled to accommodate links.

*Flip top linking kits are not suitable with 600mm deep table.

Truro.

Truro is set apart by its slimline structure and elegant tapering legs available in chrome, silver, white or black finishes.

Features & benefits.

- 25mm thick MFC or cut-back MDF tops with 2mm ABS edge.
- Smooth barrel shape top with radius corners.
- Tapered, angled leg 60 to 25mm.
- Available in a range of metal or eco-friendly Trivalent chrome-3 finishes.
- Chrome effect foot leveller with anti-scratch pad.
- Full metal underframe.
- Tilt and drop under-table cable management - contact us for recommended length.

Finishes.

MFC TOPS

- BE** Beech
- GR** Light Grey
- PC** Portofino Cherry
- WH** White
- WA** Walnut
- MP** Maple
- VO** Verade Oak

MDF CUTBACK TOPS

- ZWH** White
- SL** Silver
- WH** White
- BK** Black

STANDARD LEGS (Std)

CHROME LEGS

- CR** Chrome

Product code.

How your product code is formed:

Base Code >

Hand spec (if applicable) >

Leg/Base Finish (if applicable) >

MFC/MDF Top Finish

Your final code will appear on your order acknowledgement after the order is placed.



	Top	Code	W mm	D mm	H mm
Square barrel table.					
	1 piece	TRBT1212	1200	1200	730
1	1 piece	TRBT1414	1400	1400	730
	1 piece	TRBT1616	1600	1600	730

Rectangular barrel table.					
	1 piece	TRBT2412	2400	1200	730
	1 piece	TRBT2414	2400	1400	730
2	1 piece	TRBT2416	2400	1600	730
	2 piece	TRBT3012	3000	1200	730
	2 piece	TRBT3014	3000	1400	730
	2 piece	TRBT3016	3000	1600	730
	2 piece	TRBT3412	3400	1200	730
	2 piece	TRBT3414	3400	1400	730
	2 piece	TRBT3416	3400	1600	730
	2 piece	TRBT4212	4200	1200	730
	2 piece	TRBT4214	4200	1400	730
3	2 piece	TRBT4216	4200	1600	730
	2 piece	TRBT4614	4600	1400	730
	2 piece	TRBT4616	4600	1600	730

Round table.					
4	1 piece	TRRT14	1400	1400	730
	1 piece	TRRT16	1600	1600	730

Product	Code	W mm	D mm	H mm
Cable dump, black.				
for 1000mm long tables	NBCD0810BK	850	382	110
for 1200 and 1400mm long tables	NBCD1214BK	1050	382	110
for 1600 and 1800mm long tables	NBCD1618BK	1450	382	110



Nero.

Nero is designed to be simple, tough, and beautiful. Its legs are crafted from chunky solid oak or black metal, creating a modern masterpiece in the workplace.

Features & benefits.

- 25mm thick tops with 2mm ABS edge.
- Smooth radius corners to table tops.
- 100 x 40mm architectural A-frame leg.
- Legs are set in from all table edges for increased leg space.
- Metal underframe in black only.
- Legs in black metal or FSC certified solid oak.
- +15mm height levelling.
- Tilt and drop under-table cable management – contact us for recommended length.
- Optional in-surface power modules (on rectangular tops only).

Finishes.

MFC TOPS

- BE** Beech
- GR** Light Grey
- PC** Portofino Cherry
- WH** White
- WA** Walnut
- MP** Maple
- VO** Verade Oak

LEGS

- M** Metal (Black)
- W** Wood (Oak)

Product code.

How your product code is formed:

Base Code >

Hand spec (if applicable) >

Leg/Base Finish (if applicable) >

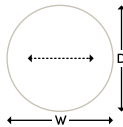
MFC/MDF Top Finish

Your final code will appear on your order acknowledgement after the order is placed.



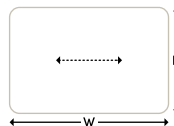
Product	Top	Code	W mm	D mm	H mm
---------	-----	------	------	------	------

Round table.



1 piece	NRDT14	1400	1400	747
1 piece	NRDT16	1600	1600	747

One piece rectangular table.



1 piece	NRT2012	2000	1200	747
1 piece	NRT2412	2400	1200	747
1 piece	NRT2016	2000	1600	747
1 piece	NRT2416	2400	1600	747

Two piece rectangular table.



2 piece	NRT3412	3400	1200	747
2 piece	NRT3812	3800	1200	747
2 piece	NRT4212	4200	1200	747
2 piece	NRT4612	4600	1200	747
2 piece	NRT3416	3400	1600	747
2 piece	NRT3816	3800	1600	747
2 piece	NRT4216	4200	1600	747
2 piece	NRT4616	4600	1600	747

Product	Code	W mm	D mm	H mm
---------	------	------	------	------

Cable dump, black.

for 1000mm tables	NBCD0810BK	850	382	110
for 1200 and 1400mm tables	NBCD1214BK	1050	382	110
for 1600 and 1800mm tables	NBCD1618BK	1450	382	110



Bowcliffe meeting tables.

Features & benefits.

- 25mm thick MFC and cut-back MDF tops with 2mm ABS edge.
- FSC certified solid oak angled legs.
- Metal-to-metal fixings connect tops to frame.
- Anti-static foot glide to leg base.
- Plus 15mm height levelling.

Finishes.

- MFC TOPS**
- BE** Beech
 - GR** Light Grey
 - PC** Portofino Cherry
 - WH** White
 - WA** Walnut
 - MP** Maple
 - VO** Verade Oak

- MDF CUTBACK TOPS**
- ZWH** White
- METALWORK**
- SL** Silver
 - WH** White
 - BK** Black

- LEGS**
- Oak as standard
- If black legs required, please suffix your code with BKO.

Product code.

How your product code is formed:

Base Code >

Hand spec (if applicable) >






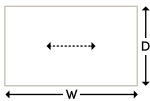
Leg/Base Finish (if applicable) >

MFC/MDF Top Finish

Your final code will appear on your order acknowledgement after the order is placed.

Bowcliffe meeting tables are available in a wide range of top finishes, shapes and sizes.



Product	Info	Code	W mm	D mm	H mm
Square meeting table.					
		Sits 4 BOWL1212S	1200	1200	740
Circular meeting table.					
		Sits 4 BOWL1212C	1200	1200	740
Rectangular meeting table.					
		Sits 4–6 1 piece top BOWM2012R	2000	1200	740
		Sits 6–8 2 piece top BOWM3012R	3000	1200	740
		Sits 10–12 2 piece top BOWM3612R	3600	1200	740

Please contact our sales team for details of the full range of table shapes, sizes and optional extras.

Bowcliffe breakout tables.

Features & benefits.

- 25mm thick MFC and cut-back MDF tops with 2mm ABS edge.
- FSC certified solid oak angled legs.
- Black oak legs available.
- Various height table solutions.
- Metal-to-metal fixings connect tops to frame.
- Anti-static foot glide to leg base.
- Plus 15mm height levelling.

Finishes.

- MFC TOPS**
- BE** Beech
 - GR** Light Grey
 - PC** Portofino Cherry
 - WH** White
 - WA** Walnut
 - MP** Maple
 - VO** Verade Oak

- MDF CUTBACK TOPS**
- ZWH** White
- METALWORK**
- SL** Silver
 - WH** White
 - BK** Black

- LEGS**
- Oak as standard
- If black legs required, please suffix your code with BKO.

Product code.

How your product code is formed:

Base Code >

Hand spec (if applicable) >







Leg/Base Finish (if applicable) >

MFC/MDF Top Finish




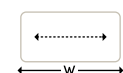

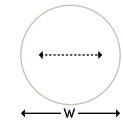
Your final code will appear on your order acknowledgement after the order is placed.

An ideal table solution for a wide number of settings.

Coffee tables.

Product		Info	Code	W mm	D mm	H mm
Soft square coffee table.						
		Sits 4	BOWCC0606S	600	600	455
Soft rectangular coffee table.						
		Sits 6	BOWCC1206R	1200	600	455
Circular coffee table.						
		3 leg	BOWCC600C	600	600	455
		4 leg	BOWCC900C	900	900	455

Dining tables.

Product	Info	Code	W mm	D mm	H mm	
Soft square 4 leg dining table.						
		Sits 4	BOWCD7575S	750	750	740
Soft rectangular 4 leg dining table.						
		Sits 6	BOWCD1575R	1500	750	740
Circular dining table.						
		4 leg	BOWCD1000C	1000	1000	740
		4 leg	BOWCD1500C	1500	1500	740



Bowcliffe poseur tables & stools.

Features & benefits.

- 25mm thick MFC and cut-back MDF tops with 2mm ABS edge.
- FSC certified solid oak angled legs.
- Black oak legs available.
- Various height table solutions.
- Metal-to-metal fixings connect tops to frame.
- Anti-static foot glide to leg base.
- Plus 15mm height levelling.

Finishes.

- MFC TOPS**
- BE** Beech
 - GR** Light Grey
 - PC** Portofino Cherry
 - WH** White
 - WA** Walnut
 - MP** Maple
 - VO** Verade Oak

- MDF CUTBACK TOPS**
- ZWH** White
- METALWORK**
- SL** Silver
 - WH** White
 - BK** Black

- LEGS**
- Oak as standard
- If black legs required, please suffix your code with BKO.

Product code.

How your product code is formed:

Base Code >

Hand spec (if applicable) >

Leg/Base Finish (if applicable) >






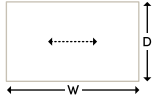

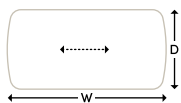
MFC/MDF Top Finish

Your final code will appear on your order acknowledgement after the order is placed.



Oak leg poseur tables and stools to match the Bowcliffe range for collaborative or informal work.

Poseur tables.

Product		Info	Code	W mm	D mm	H mm
Soft square 4 leg poseur tables.						
		Sits 4	BOWCP800S	800	800	1100
Circular 4 leg poseur tables.						
		Sits 4	BOWCP800C	800	800	1100
Rectangular poseur tables.						
		4 leg/sits 6-8	BOWP2012R	2000	1200	1100
		6 leg/sits 8-10	BOWP3012R	3000	1200	1100
		8 leg/sits 12-14	BOWP4512R	4500	1200	1100
D-end poseur tables.						
		4 leg/sits 6-8	BOWP2012D	2000	1200	1100
		6 leg/sits 8-10	BOWP3012D	3000	1200	1100
		8 leg/sits 12-14	BOWP4512D	4500	1200	1100



Bowcliffe stools.

Product	Code	W mm	D mm	H mm
Low stool.				
1 3 leg low stool, oak legs	BOWSLS	375	375	500
High stool.				
2 4 leg high stool, oak legs	BOWSHS	518	518	830
Bench stool.				
3 4 leg bench stool, oak legs	BOWSB	1180	407	500

Metal joining bracket can be specified in white WH, silver SL and black BL. High stool will be supplied with matching footring. Please specify when ordering e.g. high stool with white joining bracket and footring: BOWSHSWH.

Alpha. Agile breakout. 'A' frame style leg 'dining height'

Features & benefits.

- 25mm thick top with 2mm edge.
- Metal-to-metal fixings substructure to the tabletop.
- Robust 60 x 30mm profile 'A' style mobile metal leg.
- Side-to-side leg sharing.
- Dining and high level poseur height tops.
- Available with or without 'over the top arch frame'.
- Locking castors for easy relocation.
- Store away seat bench for dining height tables.
- TV mount for overhead frame.
- Grid tray & plant box available for overhead frame.

Finishes.

- MFC TOPS**
- BE** Beech
 - GR** Light Grey
 - PC** Portofino Cherry
 - WH** White
 - WA** Walnut
 - MP** Maple
 - VO** Verade Oak

- LEGS**
- SL** Silver
 - WH** White
 - BK** Black

Product code.

How your product code is formed:

Base Code >

Hand spec (if applicable) >

Leg/Base Finish (if applicable) >

MFC/MDF Top Finish

Your final code will appear on your order acknowledgement after the order is placed.



Product	Code	W mm	D mm	Top H mm	Total H mm
Agile breakout dining table 700mm deep.					
single piece top	AABD1207	1200	700	740	NA
single piece top	AABD1407	1400	700	740	NA
single piece top	AABD1607	1600	700	740	NA
single piece top	AABD1807	1800	700	740	NA

Agile breakout dining table 1000mm deep.					
1 single piece top	AABD1210	1200	1000	740	NA
single piece top	AABD1410	1400	1000	740	NA
single piece top	AABD1610	1600	1000	740	NA
single piece top	AABD1810	1800	1000	740	NA

Agile breakout dining table 700mm deep.					
two piece top	AABD2407	2400	700	740	NA
two piece top	AABD2807	2800	700	740	NA
two piece top	AABD3207	3200	700	740	NA
two piece top	AABD3607	3600	700	740	NA

Agile breakout dining table 1000mm deep.					
2 two piece top	AABD2410	2400	1000	740	NA
two piece top	AABD2810	2800	1000	740	NA
two piece top	AABD3210	3200	1000	740	NA
two piece top	AABD3610	3600	1000	740	NA

Agile breakout 'arch frame' dining table 1000mm deep.					
3 single piece top	AABDA1210	1200	1000	740	1940
single piece top	AABDA1410	1400	1000	740	1940
single piece top	AABDA1610	1600	1000	740	1940
single piece top	AABDA1810	1800	1000	740	1940

Agile breakout 'arch frame' dining table 1000mm deep.					
4 two piece top	AABDA2410	2400	1000	740	1940
two piece top	AABDA2810	2800	1000	740	1940
two piece top	AABDA3210	3200	1000	740	1940
two piece top	AABDA3610	3600	1000	740	1940



Product	Code	W mm	D mm	Seat H mm
Alpha Breakout Seat.				
9 seat for 1200mm wide table	ABS12	1000	350	410
seat for 1400mm wide table	ABS14	1200	350	410
seat for 1600mm wide table	ABS16	1400	350	410
seat for 1800mm wide table	ABS18	1600	350	410

Important: * Please detail finishes as narrative at point of order *

Alpha. Agile breakout. 'A' frame style leg 'poseur height'

Features & benefits.

- 25mm thick top with 2mm edge.
- Metal-to-metal fixings substructure to the tabletop.
- Robust 60 x 30mm profile 'A' style mobile metal leg.
- Side-to-side leg sharing.
- Dining and high level poseur height tops.
- Available with or without 'over the top arch frame'.
- Locking castors for easy relocation.
- Store away seat bench for dining height tables.
- TV mount for overhead frame.
- Grid tray & plant box available for overhead frame.

Finishes.

MFC TOPS

- WH** White
VO Verade Oak
MP Maple
BE Beech
GR Light Grey
PC Portofino Cherry
WA Walnut

LEGS

- SL** Silver
WH White
BK Black

Product code.

How your product code is formed:

Base Code >

Hand spec (if applicable) >

Leg/Base Finish (if applicable) >

MFC/MDF Top Finish

Your final code will appear on your order acknowledgement after the order is placed.



Product	Code	W mm	D mm	Top H mm	Total H mm
---------	------	------	------	----------	------------

Agile breakout poseur table 700mm deep.

single piece top	AABP1207	1200	700	1100	NA
single piece top	AABP1407	1400	700	1100	NA
single piece top	AABP1607	1600	700	1100	NA
single piece top	AABP1807	1800	700	1100	NA

Agile breakout poseur table 1000mm deep.

single piece top	AABP1210	1200	1000	1100	NA
single piece top	AABP1410	1400	1000	1100	NA
single piece top	AABP1610	1600	1000	1100	NA
single piece top	AABP1810	1800	1000	1100	NA

Agile breakout poseur table 700mm deep.

two piece top	AABP2407	2400	700	1100	NA
two piece top	AABP2807	2800	700	1100	NA
two piece top	AABP3207	3200	700	1100	NA
two piece top	AABP3607	3600	700	1100	NA

Agile breakout poseur table 1000mm deep.

two piece top	AABP2410	2400	1000	1100	NA
two piece top	AABP2810	2800	1000	1100	NA
two piece top	AABP3210	3200	1000	1100	NA
two piece top	AABP3610	3600	1000	1100	NA

Agile breakout 'arch frame' poseur table 1000mm deep.

single piece top	AABPA1210	1200	1000	1100	1940
single piece top	AABPA1410	1400	1000	1100	1940
single piece top	AABPA1610	1600	1000	1100	1940
single piece top	AABPA1810	1800	1000	1100	1940

Agile breakout 'arch frame' poseur table 1000mm deep.

two piece top	AABPA2410	2400	1000	1100	1940
two piece top	AABPA2810	2800	1000	1100	1940
two piece top	AABPA3210	3200	1000	1100	1940
two piece top	AABPA3610	3600	1000	1100	1940

Product	Code	W mm	D mm	H mm
---------	------	------	------	------


Grid tray for overhead frame (suffix code for metal tray colour).

	Sits inside the overhead rails	ABGT	400	300	40
---------------------------------------------------------------------------------------	--------------------------------	------	-----	-----	----

Planter boc for overhead frame (suffix code for metal box colour).

	Metal box includes plastic liner	ABPBX	400	300	100
---------------------------------------------------------------------------------------	----------------------------------	-------	-----	-----	-----

Frame mount for monitor bracket (black only).

	Used on dining HT table	ABFMMBDTBK	500	60	100
	Used on Poseur HT table	ABFMMBPTBK	400	60	100

Monitor bracket (black only)

	Used with frame mount monitor bracket	ABMBBK	400	50	400
---------------------------------------------------------------------------------------	---------------------------------------	--------	-----	----	-----

Laptop tables.



With a slender aesthetic, these laptop tables suit both executive, breakout and residential settings.



Product	Code	W mm	D mm	H mm
Fixed height metal laptop tables.				
1 black metal frame and top	LPT2BL	500	300	650
2 white metal frame and top	LPT2WH	500	300	650
silver metal frame and top	LPT2SL	500	300	650



Product	Code	W mm	D mm	H mm
Brunel laptop table.				
black frame	BRULTBL	670	480	690
white frame	BRULTWH	670	480	690
3 silver frame	BRULTSL	670	480	690

Tops available in Beech (BE), Light Grey (LG), Portofino Cherry (PC), White (WH), Walnut (WA), Maple (MP) and Verade Oak (VO).
E.g. BRULTBLVO - black frame laptop table with Verade Oak top.



Storage.

Organisation made easy.

Ample office storage is of vital importance for any productive working environment. Our collection of lockers, filing cabinets, shelving and accessories is able to meet the growing demands of a busy setting, while making organisation effortless.

In addition to a variety of different design options, our products are also available in a choice of finishes. This allows you to take advantage of spacious storage solutions without interrupting the aesthetic of your office.

Moda steel pedestals.

Standard pedestals.

Standard storage.

Standard tambours.

Lockers.

Steel pedestals.

Kontrax cupboards.

Kontrax side tambours.

MFC side tambour & steel

Kontrax storage internals

Kontrax lockers.

Moda steel pedestals.




Moda under desk mobile pedestals offer a stylish rounded edge feature.

These pedestals have three spacious drawer cabinets that are ideal for any office and perfect for organising files and locking away personal items.

Features & benefits.

- Available in three colours –black, white and silver.
- Black steel drawer internals.
- Modern 3mm thick low profile steel top.
- Smooth radius ends to drawer fronts.
- Discreet integrated finger recess along full height of drawer sides.
- Full extension ball bearing runners on all drawers.
- Integrated anti-tilt mechanism on each drawer.
- Anti-tilt wheel fitted to bottom file drawer.
- File drawer designed to hold A4 and Foolscap filing.
- Low profile castors.
- Twin key locking bar system.
- Folding key fob / master key available.
- Includes pen tray.



Product	Code	W mm	D mm	H mm
Moda L pedestal.				
1 White – 2 shallow + 1 filing drawer	MP3LWHT	300	540	580
2 Silver – 2 shallow + 1 filing drawer	MP3LSLV	300	540	580
3 Black – 2 shallow + 1 filing drawer	MP3LBLK	300	540	580
Moda Plus pedestal.				
4 White – 2 shallow + 1 filing drawer	MP3PLUSWHT	390	540	580
5 Silver – 2 shallow + 1 filing drawer	MP3PLUSSLV	390	540	580
6 Black – 2 shallow + 1 filing drawer	MP3PLUSBLK	390	540	580

Standard pedestals.



A simple, affordable desk storage collection in a range of sizes and finishes.

Features & benefits.

- 18mm tops on high mobile peds
- 25mm tops on low mobile and desk high peds
- Full depth 18mm thick MFC wrap to file drawer
- Side finger pull to drawer front (also supplied with silver drawer handles for optional fitting)
- Steel sides and runners to upper drawer
- Full extension ball bearing runners to file drawer
- Adjustable A4/Foolscap rail in file drawer
- Twin key locking bar system.
- 50mm diameter castors

Finishes.

- MFC FINISHES**
- BE** Beech
 - GR** Light Grey
 - PC** Portofino Cherry
 - WH** White
 - WA** Walnut
 - MP** Maple
 - VO** Verade Oak



Product	Code	W mm	D mm	H mm
Pedestals.				
1 Low mobile 2 drawer ped	MP2C	400	500	546
2 Low mobile 3 drawer ped	MP3C	400	500	546
3 High mobile 3 drawer ped*	HIGMP	400	600	639
4 Desk-high 3 drawer ped	DHP3C6	400	600	720
Desk-high 3 drawer ped	DHP3C8	400	800	720

For raising MFC desk high pedestal storage unit from 720-760 (recommended for New Bench Lite) SUHAFP

* High mobile ped not recommended with cable basket fitted to inside of modesty panel on Aston desking and 1200mm deep benching.

Standard storage.

Features & benefits.

- 18mm thick MFC.
- Multiple shelf adjustment by 32mm pitch/5 positions.
- On 1850mm high units, the shelf at 720mm from the ground is fixed in position.
- 25mm thick friction glide, +8mm levelling (Adjust using an Allen key from inside of base).
- Fixing and access holes covered with colour match caps.
- Locking doors with folding key fob.
- Back-to-back fixings should be used, especially on tall units and where doors are fitted.

Finishes.

- MFC FINISHES
- BE** Beech
 - GR** Light Grey
 - PC** Portofino Cherry
 - WH** White
 - WA** Walnut
 - MP** Maple
 - VO** Verade Oak



Bookcases, cupboards and combination units designed to organise your workspace.

Effective working environments rely on a range of different storage options to help shape an organised workspace.



Product		Code	W mm	D mm	H mm
Bookcases.					
1	725mm desk high bookcase, 1 shelf	BC725	800	420	725
2	1130mm high bookcase, 2 shelves	BC1130	800	420	1130
3	1490mm high bookcase, 3 shelves	BC1490	800	420	1490
4	1850mm high bookcase, 4 shelves	BC1850	800	420	1850



Product		Code	W mm	D mm	H mm
Cupboards.					
5	725mm desk high cupboard, 1 shelf	BC725D	800	420	725
6	1130mm high cupboard, 2 shelves	BC1130D	800	420	1130
7	1490mm high cupboard, 3 shelves	BC1490D	800	420	1490
8	1850mm high cupboard, 4 shelves	BC1850D	800	420	1850

Combination unit.

9	1850mm high combination storage	BC1850CD	800	420	1850
---	---------------------------------	----------	-----	-----	------

Standard tambours.

Features & benefits.

- Tambour doors are silver as standard.
Graphite is available at no extra cost.
Please specify on order.
- 18mm sides and back, 25mm top and base.
- Lockable doors with magnetic door slam.
- All units are supplied with height-levelling feet which are accessible from inside the unit.
- See Kontrax accessories page for internals.

Finishes.

MFC FINISHES		TAMBOUR DOOR	
BE	Beech	SL	Silver
GR	Light Grey	GR	Graphite
PC	Portofino Cherry		
WH	White		
WA	Walnut		
MP	Maple		
VO	Verade Oak		



Tambour units offer the storage you need while requiring minimal floor space.

Office space can be at a premium – tambour door storage offers the ideal solution. Silver or graphite tambour doors combined with a wide range of MFC carcass finishes complement the rest of your furnishings.



Product		Code	W mm	D mm	H mm
Side tambour units.					
1	supplied with single wooden shelf *	BT708	800	530	720
2	supplied with single wooden shelf *	BT710	1000	530	720
3	supplied empty	BT982	1060	530	982
4	supplied empty	BT1245	1060	530	1245
5	supplied empty	BT1576	1060	530	1576
6	supplied empty	BT1925	1060	530	1925
For raising MFC desk high side tambour storage unit from 720-760 (recommended for New Bench Lite)		SUHAFP			

*720mm high units will not accept any of the internal fitments listed on the internals pages.
For 1060mm wide storage unit internals choose Kontrax Internals 1000mm wide only.
Orders should clearly state which tambour finish is required. If no colour stated on order, silver tambour doors will be supplied.

For shelving and internals, see Kontrax Internals page.

Tambour door options.



Lockers.

The minimal design of these lockers gives way to spacious internal storage.

These personal lockers offer permanent staff or temporary visitors a secure place to keep their personal belongings.




Features & benefits.









- 25mmmm thick MFC top and base.
- Left or right door hinge options.
- Doors are the same size on each unit .
- Choice of lock solutions.
- Height levelling feet accessed from inside of unit.

Finishes.

- MFC FINISHES
- BE** Beech
 - GR** Light Grey
 - PC** Portofino Cherry
 - WH** White
 - WA** Walnut
 - MP** Maple
 - VO** Verade Oak

internal storage dimension 467w x 460D mm		
Unit height (mm)	No. of doors high	Internal height (mm)
720 high unit	2	317
1200 high unit	3	354
1600 high unit	2	757
1600 high unit	4	359



Product	Left Hinge Code	Right Hinge Code	W mm	D mm	H mm	
slim two door lockers, 720mm high.						
	with rim locks	MOQZR0752L	MOQZR0752R	505	500	720
	with pull handle and lock	MOQZH0752L	MOQZH0752R	505	500	720
	with combination locks	MOQZC0752L	MOQZC0752R	505	500	720
	with digital locks	MOQZA0752L	MOQZA0752R	505	500	720
wide four door lockers, 720mm high.						
	with rim locks	MOQZR0714L	MOQZR0714R	1000	500	720
	with pull handle and lock	MOQZH0714L	MOQZH0714R	1000	500	720
	with combination locks	MOQZC0714L	MOQZC0714R	1000	500	720
	with digital locks	MOQZA0714L	MOQZA0714R	1000	500	720
slim three door lockers, 1200mm high.						
	with rim locks	MOQZR1253L	MOQZR1253R	505	500	1200
	with pull handle and lock	MOQZH1253L	MOQZH1253R	505	500	1200
	with combination locks	MOQZC1253L	MOQZC1253R	505	500	1200
	with digital locks	MOQZA1253L	MOQZA1253R	505	500	1200
wide six door lockers, 1200mm high.						
	with rim locks	MOQZR1216L	MOQZR1216R	1000	500	1200
	with pull handle and lock	MOQZH1216L	MOQZH1216R	1000	500	1200
	with combination locks	MOQZC1216L	MOQZC1216R	1000	500	1200
	with digital locks	MOQZA1216L	MOQZA1216R	1000	500	1200
slim four door lockers, 1600mm high.						
	with rim locks	MOQZR1654L	MOQZR1654R	505	500	1600
	with pull handle and lock	MOQZH1654L	MOQZH1654R	505	500	1600
	with combination locks	MOQZC1654L	MOQZC1654R	505	500	1600
	with digital locks	MOQZA1654L	MOQZA1654R	505	500	1600
wide eight door lockers, 1600mm high.						
	with rim locks	MOQZR1618L	MOQZR1618R	1000	500	1600
	with pull handle and lock	MOQZH1618L	MOQZH1618R	1000	500	1600
	with combination locks	MOQZC1618L	MOQZC1618R	1000	500	1600
	with digital locks	MOQZA1618L	MOQZA1618R	1000	500	1600
slim two door lockers, 1600mm high.						
	with rim locks	MOQZR1652L	MOQZR1652L	505	500	1600
	with pull handle and lock	MOQZH1652L	MOQZH1652L	505	500	1600
	with combination locks	MOQZC1652L	MOQZC1652L	505	500	1600
	with digital locks	MOQZA1652L	MOQZA1652L	505	500	1600
wide four door lockers, 1600mm high.						
	with rim locks	MOQZR1614L	MOQZR1614R	1000	500	1600
	with pull handle and lock	MOQZH1614L	MOQZH1614R	1000	500	1600
	with combination locks	MOQZC1614L	MOQZC1614R	1000	500	1600
	with digital locks	MOQZA1614L	MOQZA1614R	1000	500	1600

Steel pedestals.



An ideal personal storage solution for any desk, this range includes beam, under-desk and desk-high models.

All units offer anti-tilt functionality built in as standard. Concealed finger pulls on both sides of the drawers finish off the clean lines of this range.

Features & benefits.

- 5 year guarantee.
- FIRA certified 20 Kg carrying capacity per personal drawer.
- 40 Kg suspension file carrying capacity per filing drawer.
- 5th wheel provides anti-tilt.
- 2 key mastered series.
- Adjustable feet allow levelling with desk.
- For MFC tops for desk-high pedestals, see desk accessories page.
- Desk height storage can be levelled from 720mm to 747mm includes 25mm MFC top.

Finishes.

STEEL FINISHES

- 052** Silver
- 003** Black
- 002** Light Grey
- 012** Graphite Grey
- 042** Goose Grey
- 004** Coffee & Cream
- 001** Beige & Brown
- 017** Satin White
- 680** Traffic White

Steel finishes.



Product		Code	W mm	D mm	H mm
Mobile beam pedestals.					
1	Classic 2 shallow + 1 filing drawer Only available in Traffic White Semi-gloss, Black and Silver as standard.	PDCL605D52P	390	520	600
2	4 shallow drawers	PD4B53SD57	300	520	600
3	2 shallow + 1 filing drawer (reduced height)	PDRH53SD57	300	520	565
4	2 shallow + 1 filing drawer	PDCL60MI52P	300	520	600
5	4 shallow drawers	PD4B54SD57	420	520	600
6	2 shallow + 1 filing drawer (reduced height)	PDRH54SD57	420	520	565



Product		Code	W mm	D mm	H mm
Mobile under-desk pedestals.					
7	3 shallow drawers	PD3U55RW57	300	570	505
8	1 shallow + 1 filing drawer	PDUD55RW57	300	570	505
9	3 shallow drawers	PD3U55SD57	420	570	505
10	1 shallow + 1 filing drawer	PDUD55SD57	420	570	505
11	2 filing drawers	PDUD52SD57	420	570	660
12	2 shallow + 1 filing drawer	PDUD50SD57	420	570	660



Product	Code	W mm	D mm	H mm	
Static desk-high pedestals with adjustable feet.					
13	2 shallow + 1 filing drawer	PDDH63SD	420	600	690
14	2 shallow + 1 filing drawer	PDDH83SD	420	800	690

For wooden tops, please see desking accessories section.

Accessories.

Black pen tray for shallow drawers	PD420PT	35
------------------------------------	---------	----

Kontrax cupboards.



Features & benefits.

- 5-Year guarantee.
- FIRA certified.
- 2 Key mastered series.
- Full length door stiffeners.
- Available assembled or flat packed.
- Kontrax flat pack unit supplied with Graphite shelves.
- Desk height storage can be levelled from 720mm to 747mm includes 25mm MFC top.

Finishes.

- STEEL FINISHES
- 052** Silver
 - 003** Black
 - 002** Light Grey
 - 012** Graphite Grey
 - 042** Goose Grey
 - 004** Coffee & Cream
 - 001** Beige & Brown
 - 017** Satin White (POA)
 - 680** Traffic White (POA)

Steel finishes.



Kontrax cupboards offer an economical solution to filing and storage requirements.

With flat-pack and assembled options, these units offer ease of storage, delivery and installation in restricted areas.



Product	Code	W mm	D mm	H mm
2 Door Cupboards - Assembled.				
690mm high cupboard, supplied empty	CUEC2ASD	915	458	690
1020mm high cupboard, supplied empty	CUEC4ASD	915	458	1020
1650mm high cupboard, supplied empty	CUEC6ASD	915	458	1650
1830mm high cupboard, supplied empty	CUEC7ASD	915	458	1830
1950mm high cupboard, supplied empty	CUEC8ASD	915	458	1950

Units are supplied empty. For internal fitments and accessories, see Kontrax Internals.
For 915mm wide units – choose Kontrax Internals 1000mm wide only.

2 Door Cupboards - Flat Pack.

1020mm high cupboard in grey, 1 shelf	CUEC4FGS	915	458	1020
1830mm high cupboard in grey, 3 shelves	CUEC7FGS	915	458	1830

Flatpack cupboards are only available in Light Grey, Black and Traffic White.
Installation of flatpack cupboards will incur an additional charge.

Accessories.

Levelling feet	LF (add to end of product code)
Security bar for assembled 1830mm high units	SB (add to end of product code)
Security bar for assembled 1020mm high units	SB (add to end of product code)
Security bar for assembled 690mm high units	SB (add to end of product code)
MFC tops single units (Top size 915w x 458D mm)	SCT94
MFC tops for 2 back-to-back units (Top size 916w x 916D mm)	SCT99
25mm MFC tops for desk-high units – see desk accessories	

Kontrax side tambours.



Features & benefits.

- 5-Year guarantee.
- FIRA certified.
- 2 Key mastered series.
- Smooth running track.
- Magnetic handle strip.
- Lowered plinth on 690mm units to allow for increased filing.
- Desk height storage can be levelled from 720mm to 747mm includes 25mm MFC top.

Finishes.

STEEL FINISHES		TAMBOUR DOOR	
052	Silver	SL	Silver
003	Black	GR	Graphite
002	Light Grey		
012	Graphite Grey		
042	Goose Grey		
004	Coffee & Cream		
001	Beige & Brown		
017	Satin White (POA)		
680	Traffic White (POA)		

Steel finishes.



Kontrax steel side tambours are a cost-effective, space-efficient solution for mixed use office storage.

Choose from three widths of 803mm, 1003mm and 1203mm and a range of heights, for effective space planning without compromising budgets.



Product	Code	W mm	D mm	H mm
800mm wide steel tambours.				
690mm high tambour	SCST2EOW	803	507	690
1016mm high tambour	SCST4EOW	803	507	1016
1320mm high tambour	SCST9EOW	803	507	1320
1651mm high tambour	SCST6EOW	803	507	1651
1950mm high tambour	SCSTSSOW	803	507	1950
1000mm wide steel tambours.				
690mm high tambour	SCST2ESD	1003	507	690
1016mm high tambour	SCST4ESD	1003	507	1016
1320mm high tambour	SCST9ESD	1003	507	1320
1651mm high tambour	SCST6ESD	1003	507	1651
1950mm high tambour	SCSTSSSD	1003	507	1950
1200mm wide steel tambours.				
690mm high tambour	SCST2ETE	1203	507	690
1016mm high tambour	SCST4ETE	1203	507	1016
1320mm high tambour	SCST9ETE	1203	507	1320
1651mm high tambour	SCST6ETE	1203	507	1651
1950mm high tambour	SCSTSSTE	1203	507	1950

Units are supplied empty. For internal fitments and accessories, see Kontrax accessories page.
For 803mm wide units choose from Kontrax Internals 800mm wide only.
For 1003mm wide units choose from Kontrax Internals 1000mm wide only.
For 1203mm wide units choose from Kontrax Internals 1200mm wide only.
Tops available for desk-high units – see desk accessories page.

MFC tops for single units	Code	Price £	MFC tops for back-to-back units	Code
for 803mm wide tambour	STT85	170	for 803mm wide tambour	STT810
for 1003mm wide tambour	STT105	196	for 1003mm wide tambour	STT1010
for 1203mm high tambour	STT125	221	for 1203mm high tambour	STT1210



MFC side tambour & steel Kontrax storage internals.











With a variety of internals available, all your storage requirements are covered.

Internals on this page can be used in Kontrax Cupboards and Side Tambours.



Product	Code	W mm
Multi-purpose shelf. 	330mm hanging centres	CAPSP1OW 800
	330mm hanging centres	CAPSP1SD 1000
	330mm hanging centres	CAPSP1TE 1200
	270mm hanging centres	CAPFP1OW 800
	270mm hanging centres	CAPFP1SD 1000
	270mm hanging centres	CAPFP1TE 1200
Roll out reference shelf. 	roll out reference shelf	CARSP1OW 800
	roll out reference shelf	CARSP1SD 1000
	roll out reference shelf	CARSP1TE 1200

Product	Code	W mm
Wardrobe shelf. 	800mm wide	CAWSP1OW 800
	1000mm wide	CAWSP1SD 1000
	1200mm wide	CAWSP1TE 1200
Letter sorter. 	800mm wide	CALSP1OW 800
	1000mm wide	CALSP1SD 1000
	1200mm wide	CALSP1TE 1200
Lateral filing frame. 	800mm wide	CALFP1OW 800
	1000mm wide	CALFP1SD 1000
	1200mm wide	CALFP1TE 1200
Roll out slotted drawer. 	800mm wide	CADRP1OW 800
	1000mm wide	CADRP1SD 1000
	1200mm wide	CADRP1TE 1200
Roll out slotted drawer dividers. 	800/1000mm wide, pack of 5	CADDP5SD 800/1000
	1200mm wide, pack of 5	CADDP5TE 1200
Slotted shelf (dividers not included). 	800mm wide	CASSP1OW 800
	1000mm wide	CASSP1SD 1000
	1200mm wide	CASSP1TE 1200
Slotted shelf dividers (shelf not included). 	800/1000mm wide, pack of 5	CASDP5SD 800/1000
	1200mm wide, pack of 5	CASDP5TE 1200
Roll out suspended filing frame. 	800mm wide	CARFP1OW 800
	1000mm wide	CARFP1SD 1000
	1200mm wide	CARFP1TE 1200
Planter tray**. 	800mm wide	PBLM1200W 800
	1000mm wide	PBLM120SD 1000

Roll-out items are only recommended in bottom half of the unit. Internals are interchangeable. All internals are supplied in Graphite - 012 as standard. Remember to order the compatible width internals for your storage units: 800mm/1000mm/1200mm.
**Planter Trays come unlined for use with artificial plants as standard. POA for lined trays suitable for real plants.

Kontrax lockers.



Features & benefits.

- 5-Year guarantee.
- FIRA certified.
- 2 Key mastered series.
- Standard cam lock fitted.
- Single tier locker feature door stiffener.
- Coat hooks fitted as standard in single and two tier lockers.

Finishes.

- STEEL FINISHES
- 052** Silver
 - 003** Black
 - 002** Light Grey
 - 012** Graphite Grey
 - 042** Goose Grey
 - 004** Coffee & Cream
 - 001** Beige & Brown

Steel finishes.



Hard-wearing steel lockers ideal for industrial, leisure, public and commercial locations.

The Kontrax locker range is the ultimate in cost-effective personal storage, with the option of solid doors or security enhanced vision panels.



Product		Code	W mm	D mm	H mm
Standard lockers.					
1	single door locker	LKS01D22SD	305	305	1780
2	two tier locker	LKS02D22SD	305	305	1780
3	three tier locker	LKS03D22SD	305	305	1780
4	four tier locker	LKS04D22SD	305	305	1780
5	six tier locker	LKS06D22SD	305	305	1780
6	ten tier locker	LKS10D22SD	305	305	1780
7	sixteen tier locker	LKS16D22SD	305	305	1780
Kontrax Internals Combination shelf pack-Standard locker (bridge)		LKACCC3622			
Combination shelf pack - Deep lockers (bridge)		LKACCC3628			

Standard lockers with vision panels.

standard two tier locker	LKV02D22SD	305	305	1780
standard three tier locker	LKV03D22SD	305	305	1780
standard four tier locker	LKV04D22SD	305	305	1780
standard six tier locker	LKV06D22SD	305	305	1780

Locker styles.



Standard



Vision Panels

Kontrax lockers.

Locker styles.



Standard



Vision Panels



Product	Code	W mm	D mm	H mm
Deep lockers.				
1 single door locker	LKS01D28SD	305	458	1780
2 two tier locker	LKS02D28SD	305	458	1780
3 three tier locker	LKS03D28SD	305	458	1780
4 four tier locker	LKS04D28SD	305	458	1780
5 six tier locker	LKS06D28SD	305	458	1780
6 ten tier locker	LKS10D28SD	305	458	1780
7 sixteen tier locker	LKS16D28SD	305	458	1780

Deep lockers with vision panels.

two tier locker	LKV02D28SD	305	458	1780
three tier locker	LKV03D28SD	305	458	1780
four tier locker	LKV04D28SD	305	458	1780
six tier locker	LKV06D28SD	305	458	1780

Wide lockers.

single door locker	LKS01D28EW	458	458	1780
two tier locker	LKS02D28EW	458	458	1780
three tier locker	LKS03D28EW	458	458	1780
four tier locker	LKS04D28EW	458	458	1780
six tier locker	LKS06D28EW	458	458	1780
ten tier locker	LKS10D28EW	458	458	1780
sixteen tier locker	LKS16D28EW	458	458	1780

Steel finishes.



Light Grey



Goose Grey



Black



Graphite Grey



Coffee & Cream



Brown & Beige



Silver

Product	Code	Price £
Options.		
Hasp and staple - per door	HS	9
Combination lock - Lehmann	MC	60
Combination lock - Sudhaus	SM	130
Coin operated lock	CO	90
Coat rail (wide lockers only)*	LKC	30
Postal slots**	LKP	18

Add the required option code(s) to the end of your chosen product code

Product	Code
Options.	
Standard locker sloping top (1-10 units)	ST
Standard locker sloping top (11-25 units)	ST
Standard locker sloping top (26+ units)	ST
Deep locker sloping top (1-10 units)	ST
Deep locker sloping top (11-25 units)	ST
Deep locker sloping top (26+ units)	ST

Standard Cam Lock is retained in open position (unlocked). Nuts & bolts for nesting available (POA). Please contact our sales office.
*For a coat rail replace LKS with LKC within code. **For postal slots replace LKS with LKP within code



Seating.

Supporting you while you work.

While comfort is a priority in any seating design, the right work space seating has to go above and beyond. From the feature pieces in reception and collaborative spaces, evoking personality as well as function, to the all important task seating, all of our ranges aim to be user-centric.

Our designs provide support and durability to meet evolving workplace demands.

Task seating.

Multi-purpose seating.

Soft seating.



Task seating.

Supporting you while you sit.

The centre of the workplace – the chair. No matter how many times its outward appearance is reinvented by designers, it always comes back to the classic shape that supports healthy seated posture.

The best task chairs incorporate adjustable lumbar support and ergonomic elements. Some task chairs are specifically designed to help in the rehabilitation of people with lower back pain and other musculoskeletal problems.

Functionality to promote dynamic movement such as a comfortable swivel motion, back tilt for reclining, arms that can be raised or lowered, and seats that curve towards the floor at the front to avoid placing pressure on the legs, all work together to support the user's body and enhance wellbeing and productivity.

Calculus.

Breeze.

Crest.

Accord.

Delta.

Ergometrix.

Ergometrix Deluxe.

Hydro.



Calculus.

Calculus boasts options to suit the most demanding applications.

Calculus work chairs are fitted with gas height adjustment and 7-step ratchet back 80mm height adjustment as standard, along with a choice of three optional mechanisms. A cantilever visitor chair is also available to complement the range.

Folding arms.



Mechanisms.

Permanent Contact Back (PCB)

The back of the chair can either be locked in position or left in free-float (30° tilt) to remain in contact with the user as they move.

PCB + Independent Seat Tilt (IST)

Back movement as PCB mechanism with a separate forward 3.5° and backward 8° tilt on the seat.

Synchronous (Sync)

The ease of movement of the back can be adjusted to suit the weight of the user by adjusting the knob which is situated under the seat. The seat and back move together in a ratio of 2:1 and can be left in free-float or locked in a preferred position.



5 YEAR
WARRANTY

Fabrics: please refer to manufacturer warranty



Product		Code	SW mm	SD mm	SH mm	BH mm
High back chair.						
1	without arms, PCB mech	CT420	460	450	460-580	520
	without arms, IST mech	CT424	460	450	460-580	520
	without arms, synchronous mech	CT428	460	450	460-580	520
2	fixed ring arms, PCB mech	CT430	460	450	460-580	520
	fixed ring arms, IST mech	CT434	460	450	460-580	520
	fixed ring arms, synchronous mech	CT438	460	450	460-580	520
3	height-adjustable arms, PCB mech	CT430H	460	450	460-580	520
	height-adjustable arms, IST mech	CT434H	460	450	460-580	520
	height-adjustable arms, synchronous mech	CT438H	460	450	460-580	520

Task back chair.

4	without arms, PCB mech	CT440	515	480	460-580	620
	without arms, IST mech	CT444	515	480	460-580	620
	without arms, synchronous mech	CT448	515	480	460-580	620
5	fixed ring arms, PCB mech	CT450	515	480	460-580	620
	fixed ring arms, IST mech	CT454	515	480	460-580	620
	fixed ring arms, synchronous mech	CT458	515	480	460-580	620
6	height-adjustable arms, PCB mech	CT450H	515	480	460-580	620
	height-adjustable arms, IST mech	CT454H	515	480	460-580	620
	height-adjustable arms, synchronous mech	CT458H	515	480	460-580	620

Product	Code
pump-up lumbar support	P
seat slide	S
extra height gas spindle and footring (only on PCB mechanism models)	DM
chrome base	CB
folding arms	F



Product		Code	W mm	D mm	SH mm
Visitor chair.					
7	without arms	CT480	460	450	470
8	fixed ring arms	CT484	460	450	470

Breeze.

Breeze combines clean lines with excellent ergonomic properties for day-long comfort and support.

Coupled with Breeze’s elegant appearance and simple-to-use functions, Breeze delivers an exceptional all-round chair design. Features eight point ratchet back height adjustment, dished seat with waterfall front and weight capacity for users up to 150 kg.

Mechanisms.

Permanent Contact Back (PCB)

The back of the chair can either be locked in position or left in free-float to remain in contact with the user as they move.

Synchronous (Sync)

The ease of movement of the back can be adjusted to suit the weight of the user by adjusting the knob which is situated under the seat. The seat and back move together in a ratio of 2:1 and can be left in free-float or locked in a preferred position.



5 YEAR
WARRANTY

Fabrics: please refer to manufacturer warranty



Product	Code	W mm	D mm	SH mm
Breeze fully upholstered task chair.				
1 without arms, black base, PCB mech	BRZ01	590	470	460-580
without arms, black base, synchro mech	BRZ03	590	470	460-580
2 height-adjustable arms, black base, PCB mech	BRZ01H	590	470	460-580
height-adjustable arms, black base, synchro mech	BRZ03H	590	470	460-580
3 without arms, polished base, PCB mech	BRZ11	590	470	460-580
without arms, polished base, synchro mech	BRZ13	590	470	460-580
4 height-adjustable arms, polished base, PCB mech	BRZ11H	590	470	460-580
height-adjustable arms, polished base, synchro mech	BRZ13H	590	470	460-580

IMPORTANT: For two tone fabric on fully upholstered version, please add 10% to RRP at the higher banding chosen.



Product	Code	W mm	D mm	SH mm
Breeze mesh back task chair.				
5 without arms, black base, PCB mech	BRZ05	590	470	460-580
without arms, black base, synchro mech	BRZ07	590	470	460-580
6 height-adjustable arms, black base, PCB mech	BRZ05H	590	470	460-580
height-adjustable arms, black base, synchro mech	BRZ07H	590	470	460-580
7 without arms, polished base, PCB mech	BRZ15	590	470	460-580
without arms, polished base, synchro mech	BRZ17	590	470	460-580
8 height-adjustable arms, polished base, PCB mech	BRZ15H	590	470	460-580
height-adjustable arms, polished base, synchro mech	BRZ17H	590	470	460-580

Product	Code
Options.	
seat slide	S
pump-up lumbar support (not available for Breeze Mesh)	P
folding/height adjustable arms	F

Crest.

A mesh back task chair at an affordable price.

The Crest chair features gas height adjustment, permanent contact back rake mechanism and height adjustable backrest. It is also offered with height adjustable arms as an option. The mesh back and nylon base are available in black only.



Product	Code	W mm	D mm	SH mm
Crest task chair.				
1 without arms	CR04	460	450	460-580
2 with height-adjustable arms	CR04H	460	450	460-580

Accord.

A distinctive mix of task and visitor seating to enhance any workplace environment.

This versatile collection of mesh task chairs offer three mechanism options to enable users to select a product that meets the required functionality and budget. Accord side chairs provide that finishing touch, boasting a fully upholstered or mesh back model with a choice of cantilever or four-leg frames.



Fabrics: please refer to manufacturer warranty



Product	Code	W mm	D mm	SH mm
---------	------	------	------	-------

Mesh back task chair with adjustable lumbar and tilt weight adjust.

	without arms	ACC01	485	480	460-580
1	with standard height adjustable arms	ACC01H	485	480	460-580
	with height-adjustable dual function arms	ACC01HD	485	480	460-580
	with height-adjustable folding arms	ACC01F	485	480	460-580

Mesh back task chair with adjustable lumbar and self weight adjust.

	without arms	ACC02	485	480	460-580
2	with standard height adjustable arms	ACC02H	485	480	460-580
	with height-adjustable dual function arms	ACC02HD	485	480	460-580
	with height-adjustable folding arms	ACC02F	485	480	460-580

Mesh back task chair with adjustable lumbar and synchro weight adjust.

	without arms	ACC03	485	480	460-580
3	with standard height adjustable arms	ACC03H	485	480	460-580
	with height-adjustable dual function arms	ACC03HD	485	480	460-580
	with height-adjustable folding arms	ACC03F	485	480	460-580

Visitor/meeting chair.

4	mesh back cantilever chair with arms	ACC04	485	480	460-580
5	fully upholstered cantilever chair with arms	ACC05	485	480	460-580
6	mesh back four leg chair with arms	ACC06	485	480	460-580
7	fully upholstered four leg chair with arms	ACC07	485	480	460-580

Product	Code
---------	------

Options.

seat slide for task chairs	S
chrome base for task or visitor chair	CB




Delta.

With striking features and an abundance of options, Delta can be customised to your requirements.

Features:

- Mesh back.
- Adjustable lumbar.
- Auto-weight tension adjusting or synchro mech.
- A range of options including headrest, seat slide, chrome base and a choice of arms.



Fabrics: please refer to manufacturer warranty



Product	Code	W mm	D mm	SH mm
---------	------	------	------	-------

Mesh back chair with self weight adjust seat mech.

without arms	DEL1	490	480	460-580
with standard fixed arms	DEL1A	490	480	460-580
with height-adjustable folding arms	DEL1F	490	480	460-580
with height- and depth-adjustable arms	DEL1HA	490	480	460-580

Mesh back task chair with synchro mech.

1 without arms	DEL2	490	480	460-580
with standard fixed arms	DEL2A	490	480	460-580
with height-adjustable folding arms	DEL2F	490	480	460-580
2 with height- and depth-adjustable arms	DEL2HA	490	480	460-580

Mesh back task chair with synchro mech and side tension control.

without arms	DEL3	490	480	460-580
with standard fixed arms	DEL3A	490	480	460-580
with height adjustable folding arms	DEL3F	490	480	460-580
with height and depth-adjustable arms	DEL3HA	490	480	460-580

Headrest.



Product	Code
Options.	
seat slide	S
chrome base	CB
headrest (retro-fittable)	HR

Ergometrix.



Ergometrix sets the benchmark for reliable, affordable, and comfortable operator chairs.

This ratchet-back ergonomic task chair offers excellent adjustability and is available with specialist adaptations such as thoracic support, lower back and seat pump-up lumbar. Ergometrix can also be specified with a coccyx cut-out seat option for enhanced comfort.

Features:

- Nylon shell rear back.
- Contoured BS5852 moulded CMHR foam back and seat for enhanced comfort.
- Waterfall front seat edge to reduce pressure behind the knees.
- Enhanced thoracic and lumbar support.
- Minimum 95% recyclable, featuring Eco Chrome 3 trivalent base and BS 5852-compliant foam.
- Tested to BS 5459 standard for 24-hour use and weight loading.
- 80mm height adjustable ratchet back (backrest height: 620 mm high back, 550 mm mid back).

Permanent Contact Back (PCB)

The backrest can either be locked in position or left in free-float mode, allowing it to remain in contact with the user as they move.

PCB + Independent Seat Tilt (IST)

This mechanism combines the movement of a PCB backrest with an independently adjustable seat tilt (8° backwards and 3.5° forwards). The independent seat tilt allows for a more precise angle between the seat and backrest. When unlocked, the chair rocks from a semi-knee tilt point, enabling dynamic movement without altering the trunk-to-thigh angle. Tension control lets you adjust how easy or difficult it is to recline.

Synchronous (Sync)

The backrest and seat move together in a 2:1 ratio and can be left in free-float or locked into a preferred position. The ease of movement is adjustable via a tension control knob located under the seat, allowing you to tailor the recline resistance to your body weight.



Fabrics: please refer to manufacturer warranty



Product	Code	SW mm	SD mm	SH mm
Upholstered high back task chair with PCB mechanism				
without arms (with 690mm dia black nylon base)	ERHM1	510	480	480-575
Upholstered high back task chair with PCB / tilt seat mechanism				
without arms (with 690mm dia black nylon base)	ERHM2	510	480	480-575
Upholstered high back task chair with synchro mechanism				
without arms (with 690mm dia black nylon base, with weight tension adjustment)	ERHM3	510	480	480-575
Upholstered mid back task chair with PCB mechanism				
without arms (with 690mm dia black nylon base, with weight tension adjustment)	ERMM1	510	480	480-575
Upholstered mid back task chair with PCB / tilt seat mechanism				
without arms (with 690mm dia black nylon base, with weight tension adjustment)	ERMM2	510	480	480-575
Upholstered mid back task chair with synchro mechanism				
without arms (with 690mm dia black nylon base, with weight tension adjustment)	ERMM3	510	480	480-575

Options (Prices for options fitted at point of manufacture).

Black nylon spider base with black gas stem	B2
Chrome base with chrome gas lift	B3
Black height adjustable arms (pair)	AT
Black 4D height, width, depth & rotate adjustable arms (pair)	AT4D
Black height adjustable & retractable arms (pair)	AM
Coccyx cut-out	*CC
Airflow responsive seat (seat lumbar)	*SL
Pump up inflatable lower back lumbar support	*L
Seat slide	SS
Memory foam seat	**MF
Pump up thoracic upper back lumbar support	*TL

*Cannot be retrofitted

**Memory foam must have seat slide option but not available with Seat Lumbar

Ergometrix Deluxe.



A highly supportive ergonomic task chair designed for exceptional comfort and adjustability.

This range features a height-adjustable ratchet back as standard and can be tailored with a variety of specialist options, including thoracic and lower back support, pump-up lumbar in the seat and back, an optional headrest, and a coccyx cut-out seat for added comfort and pressure relief.

Features:

- Contoured BS5852 moulded CMHR foam back and seat for enhanced comfort.
- 590mm high backrest with an additional 80mm height-adjustable ratchet mechanism (standard).
- Enhanced thoracic and lumbar support.
- Waterfall front seat edge to reduce pressure behind the knees.
- Minimum 95% recyclable, featuring Eco Chrome 3 trivalent base and BS 5852-compliant foam.
- Tested to BS 5459 standard for 24-hour use and weight loading.

Permanent Contact Back (PCB)

The backrest can either be locked in position or left in free-float mode, allowing it to remain in contact with the user as they move.

PCB + Independent Seat Tilt (IST)

This mechanism combines the movement of a PCB backrest with an independently adjustable seat tilt (8° backwards and 3.5° forwards). The independent seat tilt allows for a more precise angle between the seat and backrest. When unlocked, the chair rocks from a semi-knee tilt point, enabling dynamic movement without altering the trunk-to-thigh angle. Tension control lets you adjust how easy or difficult it is to recline.

Synchronous (Sync)

The backrest and seat move together in a 2:1 ratio and can be left in free-float or locked into a preferred position. The ease of movement is adjustable via a tension control knob located under the seat, allowing you to tailor the recline resistance to your body weight.



Fabrics: please refer to manufacturer warranty

Product	Code	SW mm	SD mm	SH mm
Upholstered high back task chair with PCB mechanism				
without arms (with 690mm dia black nylon base)	ERDM1	520	485	490-580
Upholstered high back task chair with PCB mechanism & headrest				
without arms (with 690mm dia black nylon base)	ERDHRM1	520	485	490-580
Upholstered high back task chair with PCB / tilt seat mechanism				
without arms (with 690mm dia black nylon base, with weight tension adjustment)	ERDM2	520	485	490-580
Upholstered high back task chair with PCB / tilt seat mechanism & headrest				
without arms (with 690mm dia black nylon base, with weight tension adjustment)	ERDHRM2	520	485	490-580
Upholstered high back task chair with synchro mechanism				
without arms (with 690mm dia black nylon base, with weight tension adjustment)	ERDM3	520	485	490-580
Upholstered task chair with synchro mechanism and seat slide.				
without arms (with 690mm dia black nylon base, with weight tension adjustment)	ERDHRM3	520	485	490-580

Options (Prices for options fitted at point of manufacture).

Black nylon spider base with black gas stem	B2
Chrome base with chrome gas lift	B3
Black height adjustable arms (pair)	AT
Black 4D height, width, depth & rotate adjustable arms (pair)	AT4D
Black height adjustable & retractable arms (pair)	AM
Coccyx cut-out	*CC
Airflow responsive seat (seat lumbar)	*SL
Pump up inflatable lower back lumbar support	*L
Seat slide	SS
Memory foam seat	**MF
Pump up thoracic upper back lumbar support	*TL

*Cannot be retrofitted

**Memory foam must have seat slide option but not available with Seat Lumbar

Hydro.

The Hyrdo ergonomic chair features a wealth of features and a curved back for superb upper and lower thoracic support.

Available in black or grey frame and with full upholstery or with a mesh back, this chair's functionality is matched by its stunning good looks.



Features:

- Angle adjustable mesh headrest
- Ergonomic mesh upholstered back frame with upper back support
- Upholstered fabric seat with molded foam
- Height adjustable seat
- Back recline with 5 position tilt limiter and anti-shock feature
- Synchronous self weight adjustment mechanism with 50mm seat slide
- Height adjustable lumbar support with independent dual tension control
- Height (100mm), depth (40mm) and angle adjustable arm
- Soft-touch PU arm pad
- Nylon base with castors
- 98% recyclable
- Maximum weight loading 150kg



Product	Code	W mm	D mm	SH mm	BH mm
Black frame ergonomic chair.					
1 Black mesh back and black fabric seat	B2201B	510	520	460-560	600
Black mesh back and colour fabric seat	B2201BS	510	520	460-560	600
Black fabric back and seat *	B2201BU	510	520	460-560	600
Black frame ergonomic chair with headrest.					
2 Black mesh back and headrest, black fabric seat	A2201B	510	520	460-560	600
Black mesh back and headrest. Colour fabric seat	A2201BS	510	520	460-560	600
Black fabric back, headrest and seat *	A2201BU	510	520	460-560	600
Grey frame ergonomic chair.					
Grey mesh back and grey fabric seat	B2201G	510	520	460-560	600
Grey mesh back and colour fabric seat	B2201GS	510	520	460-560	600
3 Grey fabric back and seat *	B2201GU	510	520	460-560	600
Grey frame ergonomic chair with headrest.					
Grey mesh back and headrest, grey fabric seat	A2201G	510	520	460-560	600
Grey mesh back and headrest. Colour fabric seat	A2201GS	510	520	460-560	600
4 Grey fabric back, headrest and seat *	A2201GU	510	520	460-560	600

* Items marked with an asterisk are on a longer lead time. Contact us for details.



Multi-use seating.

One chair; a variety of uses.

Unlike the desk chair, some seating designs are required to meet multiple demands in the space of a single day. This versatility must never come at the expense of comfort. Our range of multi-use seating is up to the challenge.

We offer seating solutions that are functional but always stylish. From meeting rooms to collaborative spaces and dining areas, our versatile designs look at home in any commercial setting. They deliver unrivalled practicality for a range of everyday usage.

Gem.
Noshi.
Neon.
Salo.
New Ali.
Filo.
Patina.
Reef.



Gem.

A versatile stackable chair, Gem is strong yet light and offers a simple and elegant seating solution for any space, indoor or out.

Manufactured from UV stabilised polypropylene reinforced with fibreglass, Gem meets EN 1729-part 2 for Strength and Stability. It is durable, easily cleanable and the chair can be stacked six /four high (chair/armchair) when not in use, making it perfect for any environment – from hospitality to hospitals, education to offices.

5 YEAR
WARRANTY



Fabrics: please refer to manufacturer warranty



Product	Code	W mm	D mm	SH mm	H mm
Gem polypropylene chair.					
1 chair, stackable - 6	GEMC	480	550	465	800
2 chair with seat pad	GEMCP	480	550	465	800
3 armchair, stackable - 4	GEMA	505	550	465	800
4 armchair with seat pad	GEMAP	505	550	465	800

Please state colour choice when ordering.

Polyprop shell colours.

White
EM

Anthracite
NR

Blush
ST

Green
SC

Teal
SD

Noshi.



Noshi is a lightweight and sturdy collection of chairs and stools in a range of contemporary frame and shell finishes.



Product	Code	W mm	D mm	SH mm	H mm
Polypropylene, glass fibre reinforced chairs.					
1 four leg chair, stackable - 6	NS4C	564	517	450	795
2 sled base chair, stackable - 6	NSSC	552	511	450	795
3 natural beech leg chair	NSWC	497	514	450	792

Polypropylene, glass fibre reinforced stacking stools.					
4 four leg stool, stackable - 2	NS4S	572	520	750	1090
5 sled stool, stackable - 2	NSSS	572	520	750	1090

Please state colour choice when ordering e.g. sled stool with rose shell and white frame NSSSRSWF

Shell colours.



Frame colours.



Neon.

Boasting a RedDot design award, Neon provides both style and comfort for the whole body. Moulded from UV stabilised polypropylene, Neon is suitable for use both indoors and outdoors.

Features:

- Six year guarantee.
- UV stabilised.
- Made from 100% recycled plastic.
- Stackable: 6 without arms, 4 with arms.



reddot design award

Made from a combination of regenerated polymers of post-industrial and post-consumer origin, NEON is an eco-conscious choice that continues our sustainability journey



Product	Code	W mm	D mm	SH mm	H mm
Neon chair.					
1 chair	NEOC	560	530	460	820
chair with seat pad	NEOCU	580	530	460	820
2 armchair	NEOAC	560	530	460	820
armchair with seat pad	NEOACU	580	530	460	820
3 Stool (low)	NEOSL	490	505	670	915
4 Stool (high)	NEOSH	495	505	770	1015

Please state colour choice when ordering.

Polyprop shell colours.



Salo.

These high-density stackable chairs, with a choice of chrome four leg or sled base, deliver comfort with an appealing aesthetic to suit any environment.

The perforated shell delivers additional aesthetic appeal to a chair that is comfortable in a broad spectrum of environments. A matching stool completes the collection.



1

2

3

4

5



Fabrics: please refer to manufacturer warranty



Product	Code	W mm	D mm	SH mm
---------	------	------	------	-------

4 Leg chair, no arms.

1	polypropylene seat & back	SAL01	500	534	470
	polypropylene back & upholstered seat	SAL02	500	534	470
	upholstered seat & back	SAL03	500	534	470

4 Leg armchair.

2	polypropylene seat & back	SAL01/A	500	534	470
	polypropylene back & upholstered seat	SAL02/A	500	534	470
3	upholstered seat & back	SAL03/A	500	534	470

Sled chair, no arms.

4	polypropylene seat & back	SAL05	540	510	470
	polypropylene back & upholstered seat	SAL06	540	510	470
	upholstered seat & back	SAL07	540	510	470

4 Leg stool.

5	polypropylene seat & back	SAL09	540	510	750
	polypropylene back & upholstered seat	SAL010	540	510	750
	upholstered seat & back	SAL011	540	510	750

Polypropylene chairs are stackable 10 high; upholstered chairs are stackable 8 high.

Product	Code
---------	------

Options.

Trolley	SALTROLLEY
Writing tablet - right hand only (models SAL01/A, SAL02/A, SAL03/A only)	SALTABLET

Shell colours.



New Ali.

5 YEAR
WARRANTY



Fabrics: please refer to manufacturer warranty

New Ali is a versatile seating solution designed to enhance training rooms, meeting spaces, and conference environments.

The range offers a choice of a breathable mesh back or an upholstered back, both paired with a comfortable upholstered seat. It is available on three stackable frame options, that stacks up to six high for easy storage.

Frame finishes include black and silver as standard, with chrome available as an optional extra. New Ali features CMHR foam for comfort and durability, supports a weight capacity of 110kg, and can be upholstered in fabric, vinyl, or leather.



Product	Code	W mm	D mm	SH mm
Fully upholstered four-leg stacking chair.				
1 chair	NA2	480	450	490
2 armchair	NA1	590	450	490
chair with castors	NA4	480	450	490
armchair with castors	NA3	590	450	490
Mesh back, upholstered seat, four-leg stacking chair.				
chair	NA7	480	450	490
3 armchair	NA6	590	450	490
4 chair with castors	NA9	480	450	490
armchair with castors	NA8	590	450	490
Cantilever stacking chair.				
5 fully upholstered armchair	NA5	480	450	490
6 mesh back armchair	NA10	480	450	490

Please state frame choice when ordering – e.g. A2B (Black frame) / A7S (Silver frame) / A9CFR (Chrome frame)

Product	Code	Product	
Standard Specification.		Options.	
Black frame	B	Trolley	NALITROLLEY
Silver frame	S	Writing tablet - right hand: armchair only	WT
Chrome frame	CFR		

Weight loading 110kg
Castors cannot be retrofitted
* please confirm frame choice when ordering – e.g. NA2B (Black frame) / NA2S (Silver frame) / NA2CFR (Chrome frame)



Filo.

With an excellent range of features and finishes to choose from, Filo is the ideal seating solution for every application.

Features:

- Plastic shells: White, grey or black.
- Frames: Black or silver as standard.
- Chrome frame as an option.
- Plastic chairs stackable 20 high.
- Upholstered chairs are stackable 15 high.



5 YEAR WARRANTY

Fabrics: please refer to manufacturer warranty



Product	Code	W mm	D mm	SH mm
Sled chair.				
1 polypropylene seat and back	FILO1	540	580	480
2 upholstered seat, polyprop back	FILO3	540	580	480
3 upholstered seat and back	FILO5	540	580	480
Sled armchair.				
4 polypropylene seat and back	FILO1/A	570	580	480
upholstered seat, polyprop back	FILO3/A	570	580	480
upholstered seat and back	FILO5/A	570	580	480
Swivel chair with black 5 star base.				
polypropylene seat and back	FILO7	455	550	460-580
upholstered seat, polyprop back	FILO9	455	550	460-580
5 upholstered seat and back	FILO11	455	500	460-580
Stool.				
polypropylene seat and back	FILO19	540	600	730
upholstered seat, polyprop back	FILO21	540	600	730
6 upholstered seat and back	FILO23	540	600	730

Frames are black or silver as standard. Please specify when ordering.

Optional armchair tablet.



Product	Code
Options.	
Black/white writing tablet - right hand: armchair only	FILOTABLET (B/W)
Trolley	FILOTROLLEY
Chrome base - swivel chair only	FILOCHROME5
Chrome frame - no arms	CFR
Chrome frame - with arms	CFRA
Other colours are also available on request, subject to longer lead times	

Shell colours.



Patina.

Patina provides a range of workplace seating. Its clean lines set it aside when considering overall quality, aesthetics and customised options.

Patina is available with an upholstered seat and optional mesh or upholstered backrest. Standard frame finish is black with chrome offered as an optional extra. The Work Lite chair is offered in white frame and base and a has a unique button-activated tilt feature.



5 YEAR

WARRANTY

Fabrics: please refer to manufacturer warranty



Product	Code	W mm	D mm	SH mm
4 Leg armchair.				
1 upholstered seat and back, black frame	PT1	595	590	470
2 upholstered seat and black mesh back, black frame	PT2	595	590	470
Cantilever armchair.				
3 upholstered seat and back, black frame	PT3	595	590	465
4 upholstered seat and black mesh back, black frame	PT4	595	590	465
Options.				
chrome frame for above chairs	CB			



Product	Code	W mm	D mm	SH mm
Work Lite chair with seat height adjustment and tilt back.				
5 mesh back, black frame and base	PT7	595	590	450-570
6 mesh back, white frame and base	PT7W	595	590	450-570
White frame model available on a longer lead time and subject to MOQ. Contact us for details.				
Four star base swivel chair and tilt back.				
7 fully upholstered, black frame, aluminium base	PT8	595	590	450-570
8 mesh back, black frame, aluminium base	PT9	595	590	450-570



Reef.

5 YEAR
WARRANTY



Fabrics: please refer to manufacturer warranty

With its organic shape one piece shell the Reef chair brings a touch of class to a modern environment.

Reef’s body forming polymer mesh brings both style and practicality to a multi use seat solution. Available in black frame with black mesh or white frame with grey mesh with a hidden inbuilt auto weight free float tilt mechanism, Reef ‘s simple functionality is matched by its stunning looks.



Features:

- A breathable polymer fabric mesh moulds to your shape for maximum support.
- Single piece organic form glass reinforced fibre shell.
- Shell moulded to support the curvature of the spine.
- Shell incorporates an auto weight adjusting tilt mechanism.
- Discrete seat tilt switch with lock and free float options.
- Discrete seat height adjustment switch.
- Contemporary style 700mm dia five star spider base with colour match castors.
- Manufactured plastics to exacting standard of ISO 11470.
- Chair tested to BIFMA EN1335 for structural stability and performance.
- 98% recyclable.
- Maximum weight loading 110kg per 8 hour use.



Product	Code	W mm	D mm	SH mm	H mm
1 Black frame black mesh	RB1	640	620	460-550	1050
2 White frame grey mesh	RW1	640	620	460-550	1050

Auto weight adjust mechanism.



Soft seating.

Add a touch of comfort.

No matter how hectic an environment becomes, it's always important to have a space to relax, recline and reflect. Our collection of soft seating furniture offers the ideal solution for those spontaneous meetings, last minute catch ups and ad hoc sofa sessions, bringing a feeling of homeliness to your setting.

We boast a range of different cushioned designs, including; contemporary upholstered finishes and plush memory foam fabrics. From inviting armchairs to sofas that are perfect for socialising, we can meet your professional needs.

Dulo.

Sssh.

Bowcliffe.

Josh.

Juno.

Figo.

Serene.

Attune.

Encanto reception.

Encanto modular

Encanto booths




Dulo.



Dulo is a versatile collection of upholstered stools designed for contemporary reception, touchdown and breakout spaces.

Offering a choice of square, round and crescent shapes including single and double cut-out options, Dulo allows you to build playful or purposeful configurations. Available in both static and mobile formats and across a range of widths and heights, it's the ideal soft seating solution for agile environments.



Product	Code	W mm	D mm	H mm
Upholstered low stool static.				
1 round	DLRF	470	470	400
Upholstered low stool mobile.				
2 round	DLRC	470	470	465
Upholstered low stool static.				
3 square	DLSF	470	470	400
Upholstered low stool mobile.				
4 square	DLSC	500	500	500
Upholstered low stool static.				
5 square	DHSF	465	465	500
Upholstered large low stool static.				
6 round	DLLR	730	730	440
Upholstered large low stool static.				
7 bite single	DLLBS	730	730	440
Upholstered large low stool static				
8 bite double	DLLBD	730	730	440

Two tone fabric: add 10% to RRP at the higher banding chosen, please also specify clearly the two tone requirement.

Sssh.



This comfortable collection is designed to suit commercial and residential projects alike.

With its bold profile, contemporary charm and comfortable seating, these designs will deliver an air of comfort in even the busiest of settings.



Product	Code	W mm	D mm	SH mm	H mm
Medium chair.					
1 single armchair	H1	860	800	450	800
2 two seat sofa	H2	1400	800	450	800
3 three seat sofa	H3	1900	800	450	800

Please state foot option when ordering e.g. H1**WTL** (Single armchair with wooden tapered legs).

Standard Specification Options.

chrome round leg, as pictured	CRMR
wooden tapered leg	WTL

For customisation optional extras, power and scatter cushions please refer to accessories and fabric pages.
For two tone fabric add 10% to RRP at the higher banding chosen, please also specify clearly the two tone requirement.



Bowcliffe.

Bowcliffe chairs deliver a greater choice for interiors with a sleek, understated design.

A range of leg and base options complement modern and bold environments, whether that be a boardroom, meeting or training room, collaborative, breakout areas and relaxation zones.



Fabrics: please refer to manufacturer warranty



Product	Code	W mm	D mm	SH mm
Medium chair.				
1 steel 4 leg frame - white	BOWMSW	460	530	460
steel 4 leg frame - chrome	BOWMSC	460	530	460
wood 4 leg frame	BOWMWD	460	530	460

Large chair.				
steel 4 leg frame - white	BOWLSW	520	590	440
2 wood 4 leg frame	BOWLWD	520	590	440
steel 4 leg swivel base - white	BOWLSBW	520	590	440
3 steel 4 leg swivel base - chrome	BOWLSBC	520	590	440
4 wood 4 leg swivel base	BOWLSWD	520	590	440



Extra large chair.				
steel 4 star swivel base - white	BOWXLSTSBW	580	590	440
5 steel 4 star swivel base - chrome	BOWXLSTSBC	580	590	440
steel 4 leg swivel base - white	BOWXLSBW	580	590	440
steel 4 leg swivel base - chrome	BOWXLSBC	580	590	440
wood 4 leg swivel base	BOWXLSWD	580	590	440
6 steel column base - chrome	BOWXLPBC	580	590	440

Bar stool.				
7 steel sled base - chrome	BOWSTHC	480	500	740



Josh.

An exciting fusion of stylish design, sculpted contours and considered proportions.

Available in a choice of bases, including oak four-legged frames for a classic feel, chrome 4 star and sled bases for a contemporary look, or a new pyramid base with castors for mobility, the Josh range embodies luxury and elegance.



Josh | Soft seating



Product	Code	W mm	D mm	SH mm
Lounge chairs.				
1 pyramid oak legs	JOS03	630	620	450
2 conical oak legs	JOS04	630	620	450
3 chrome 4 star base	JOS05	630	620	450
4 chrome sled frame	JOS06	630	620	470
5 black pyramid base & castors	JOS07-K	630	620	470
6 white pyramid base & castors	JOS07-WH	630	620	470

Juno.

Beautifully crafted and elegant in design, Juno offers an informal refuge.

Juno chairs offer an exceptional level of comfort and are smartly sized to make a big impression, even in small spaces. This comfortable lounge chair makes an impressive aesthetic statement.



Product	Code	W mm	D mm	SH mm	H mm
Chair with wooden legs.					
1 medium back	JUN02-WF	620	570	460	870
2 high back	JUN01-WF	700	770	460	1000
Chair with 4 star swivel base.					
3 medium back	JUN02-AR	620	570	460	870
4 high back	JUN01-AR	700	770	460	1000

Please specify fabric finish on order.

Figio.

Figio lounge seating's sculpted seat and back cushions make it both eye-catching and timeless.

Figio seamlessly crosses the line between retro style and contemporary design. The high back chair, with provocative lines and curves, is ideal for when people need time to unwind and recharge, and the medium back is ideal for a relaxed or casual collaboration.



Product	Code	W mm	D mm	SH mm	H mm
Chair with solid oak base.					
1 medium back	FIGM-01	700	760	440	750
2 high back	FIG-01	700	760	440	1100
Chair with polished aluminium 4 star base.					
3 medium back	FIGM-02	700	760	440	750
4 high back	FIG-02	700	760	440	1100
Chair with black spiral base.					
5 medium back	FIGM-06	700	760	440	750
6 high back	FIG-06	700	760	440	1100



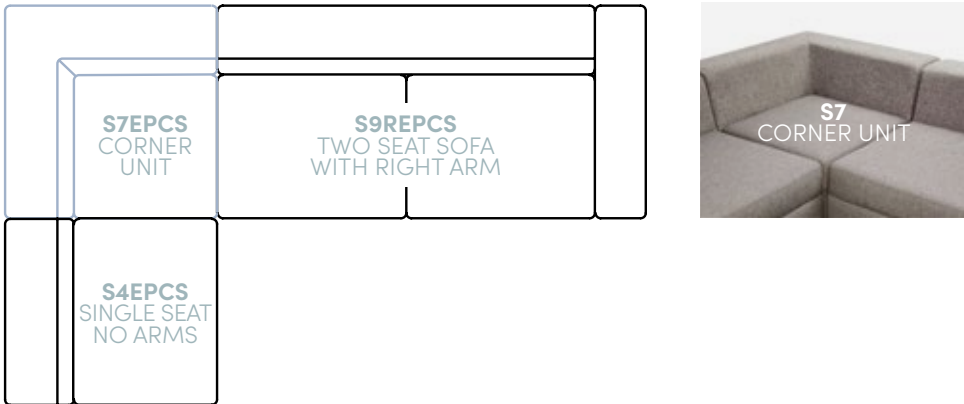
Product	Code	W mm	D mm	SH mm	H mm
Foot stool with spiral base					
7	FIGLS-06	500	500		430
Table with spiral base					
8 kendal oak top	FIGT-06-KO	600	600		430
9 white top	FIGT-06-WH	600	600		430














Serene.



A modular seating solution offering limitless configurations for creating collaborative spaces.

Serene’s design has a robust construction that can be configured to suit any commercial specification.



Product	Code	W mm
Ottomans – 800d x 440H mm.		
	single seat ottoman	S1 710
	two seat ottoman	S2 1420
	three seat ottoman	S3 2130
Sofas – 800d x 600sd x 440sh / 640H mm / internal back 210h.		
	single seat chair with no arms	S4 710
	single seat chair with left arm	S5L 900
	single seat chair with right arm (shown)	S5R 900
	Not for use as a corner unit	
	Single seat armchair	S6 1090
	universal corner seat	S7 800
	two seat sofa with no arms	S8 1420
	two seat sofa with left arm (shown)	S9L 1610
	two seat sofa with right arm	S9R 1610
	two seat sofa with arms	S10 1800
	three seat sofa with no arms	S11 2110
	three seat sofa with left arm (shown)	S12L 2310
	three seat sofa with right arm	S12R 2310
	three seat sofa with arms	S13 2510

Please state foot option when ordering e.g. S6**WTL** (Single seat armchair with wooden tapered legs).

Product	Code
Standard Specification Options.	
silver sled frame leg, as shown	EPCS
black sled frame leg	EPCB
wooden tapered leg	WTL
chrome tapered leg	CRMTP

For customisation optional extras, power and scatter cushions please refer to fabrics page.
For two tone fabric add 10% to RRP at the higher banding chosen, please also specify clearly the two tone requirement.

Attune.

Attune has been designed to offer comfort, style, and presence.

Retro styling and a touch of elegance presents Attune as a classic style that will enhance any public space or multi-use environment. The clean lines, solid oak legs and subtle design features make Attune a stand out piece when considering the overall look and feel of the environment being furnished.



Product	Code	W mm	D mm	SH mm	H mm
Attune collection.					
1 single armchair with oak base	ATT1	900	775	420	750
2 two seat sofa with oak base	ATT2	1650	775	420	750
3 three seat sofa with oak base	ATT3	2040	775	420	750

For customisation optional extra scatter cushions please refer to finishes section. For two tone fabric add 10% to RRP at the higher banding chosen, please also specify clearly the two tone requirement.

Encanto reception

Encanto is an elegant soft seating solution that is high in quality and unique in design.

Available in a choice of high and low backs. Built-in lumbar support and angular arms give Encanto a contemporary look which will inspire employees collaborations.



Table top finishes.



Product	Code	W mm	D mm	SH mm	H mm
---------	------	------	------	-------	------

High back unit.

1	with black sled frame	ENC01H-MF	790	730	450	1270
	with wooden sled frame	ENC01H-WF	790	730	450	1270

High back two seater unit.

2	with black sled frame	ENC02H-MF	1390	730	450	1270
	with wooden sled frame	ENC02H-WF	1390	730	450	1270

High back three seater unit.

3	with black sled frame	ENC03H-MF	1990	730	450	1270
	with wooden sled frame	ENC03H-WF	1990	730	450	1270

Low back unit.

4	with black sled frame	ENC01L-MF	790	730	450	920
	with wooden sled frame	ENC01L-WF	790	730	450	920

Low back two seater unit.

5	with black sled frame	ENC02L-MF	1390	730	450	920
	with wooden sled frame	ENC02L-WF	1390	730	450	920

Low back three seater unit.

6	with black sled frame	ENC03L-MF	1990	730	450	920
	with wooden sled frame	ENC03L-WF	1990	730	450	920

Please specify fabric on order.

Product	Code	W mm	D mm	SH mm	H mm
---------	------	------	------	-------	------

Coffee table.

	square, black sled frame	ENC-TAB01-MF	600	600	310
7	square, wooden sled frame	ENC-TAB01-WF	600	600	310
8	rectangular, black sled frame	ENC-TAB02-MF	1000	600	310
	square, wooden sled frame	ENC-TAB02-WF	1000	600	310

Specify table top finish after product code e.g. ENC-TAB02-MF-KO (Kendal Oak) or -WH for white.

Optional accessory.

1 x UK socket / 1 x USB fast charge A+B connectors / black	PTN-1T-K
------------------------------------------------------------	----------

Starter lead required and sold separately. See accessories section.

Encanto modular.

Group to create large configurations for meetings and reception areas or use as stand-alone pieces.

The quality construction and robust design delivers an endless array of configurations and the high back units offer comfort and privacy where people can work, team up or gather.



Encanto modular high.



Product	Code	W mm	D mm	SH mm	H mm
High back unit.					
with black sled frame	ENC-MOD01H-MF	600	730	450	1270
1 with wooden sled frame	ENC-MOD01H-WF	600	730	450	1270
High back concave unit.					
with black sled frame	ENC-MOD01H-CC-MF	780	730	450	1270
2 with wooden sled frame	ENC-MOD01H-CC-WF	780	730	450	1270
High back convex unit.					
with black frame	ENC-MOD02H-CV-MF	920	820	450	1270
3 with wooden sled frame	ENC-MOD02H-CV-WF	920	820	450	1270
High back bench unit, no arms.					
with black sled frame	ENC-MOD02H-MF	1200	730	450	1270
4 with wooden sled frame	ENC-MOD02H-WF	1200	730	450	1270
High back bench unit with one arm.					
with left arm, black sled frame	ENC-MOD02H-LA-MF	1295	730	450	1270
5 with left arm, wooden sled frame	ENC-MOD02H-LA-WF	1295	730	450	1270
with right arm, black sled frame	ENC-MOD02H-RA-MF	1295	730	450	1270
with right arm, wooden sled frame	ENC-MOD02H-RA-WF	1295	730	450	1270
High power module divider with Pixel.					
with black sled frame	ENC-MOD01H-PM-MF	200	730		1270
6 with wooden sled frame	ENC-MOD01H-PM-WF	200	730		1270

Please specify fabric on order.

Encanto modular.

Table top finishes.



Encanto modular low.



Product		Code	W mm	D mm	SH mm	H mm
Low back unit.						
1	with black sled frame	ENC-MOD01L-MF	600	730	450	790
	with wooden sled frame	ENC-MOD01L-WF	600	730	450	790
Low back concave unit.						
2	with black sled frame	ENC-MOD01L-CC-MF	780	730	450	790
	with wooden sled frame	ENC-MOD01L-CC-WF	780	730	450	790
Low back convex unit.						
3	with black frame	ENC-MOD01L-CV-MF	920	820	450	790
	with wooden sled frame	ENC-MOD01L-CV-WF	920	820	450	790
Low back bench unit, no arms.						
4	with black sled frame	ENC-MOD02L-MF	1200	730	450	790
	with wooden sled frame	ENC-MOD02L-WF	1200	730	450	790
Low back bench unit with one arm.						
	with left arm, black sled frame	ENC-MOD02L-LA-MF	1295	730	450	790
	with left arm, wooden sled frame	ENC-MOD02L-LA-WF	1295	730	450	790
5	with right arm, black sled frame	ENC-MOD02L-RA-MF	1295	730	450	790
	with right arm, wooden sled frame	ENC-MOD02L-RA-WF	1295	730	450	790
Power module divider.						
6	with black sled frame	ENC-MOD01L-PM-MF	200	730		790
	with wooden sled frame	ENC-MOD01L-PM-WF	200	730		790

Please specify fabric finish on order.

Encanto booths.

Designed to offer that essential private area in any busy workplace by forming a virtual room within a larger open space.

The clean, modern lines of the Encanto high back seating fix together with a table and optional power supply to provide an enclosed or open visual and acoustic space.



Table top finishes.



Encanto meeting booths.



Product	Code	W mm	D mm	SH mm	H mm
Two seater enclosed meeting booth.					
with black sled frame	ENC-POD02-MF	2250	790	450	1270
1 with wooden sled frame	ENC-POD02-WF	2250	790	450	1270
Four seater enclosed meeting booth.					
with black sled frame	ENC-POD04-MF	2250	1390	450	1270
2 with wooden sled frame	ENC-POD04-WF	2250	1390	450	1270
Six seater enclosed meeting booth.					
with black sled frame	ENC-POD06-MF	2250	1990	450	1270
3 with wooden sled frame	ENC-POD06-WF	2250	1990	450	1270
Two seater open meeting booth.					
4 with black sled frame	ENCOP-POD02-MF	2250	695	450	1270
with wooden sled frame	ENCOP-POD02-WF	2250	695	450	1270
Four seater open meeting booth.					
5 with black sled frame	ENCOP-POD04-MF	2250	1295	450	1270
with wooden sled frame	ENCOP-POD04-WF	2250	1295	450	1270
Six seater open meeting booth.					
6 with black sled frame	ENCOP-POD06-MF	2250	1895	450	1270
with wooden sled frame	ENCOP-POD06-WF	2250	1895	450	1270

Specify top finish after product code e.g. ENC-POD02-MF-KO (Kendal Oak) or -WH for white. Specify fabric on order.

Product	Code
Optional accesories.	
24–34 inch TV bracket mounted on infill panel	TV-BRACKET
Power module infill panel, 1 x UK socket, 1 x USB fast charge (A&C connectors) in black	PTN-1T-K
Mains lead to be ordered separately. For starter and add-on leads refer to desk accessory section. Contact our sales team for details.	



Screens & pods.

Preserving your privacy.

Our screen range offers a friendlier way to subdivide space within any setting. These practical office additions protect privacy, help concentration, and decrease the risk of infection transmitting among workers. Individuals can focus on their personal tasks while still feeling part of a team. In addition, these screens also offer acoustic properties.

Our screens support the changing culture and demanding needs of today's workplaces.

Loop.

Wedge.

Trio desk-mounted screens.

Cosy desk-mounted screens.

Aero quadrilateral desk screens.

Halo desk-mounted screens.

Toolrail and blade accessories.

Cosy floor-standing screens.

Zone floor-standing screens.

Fluid-ity focus.

Fluid-ity team.

Fluid-ity wall.

InnoPod.

Hoozone meeting pod.

Telephone pod.

On the QT.

Loop.



Desk-mounted screens with a slimline profile edge.

25mm thick panels framed with a 4mm thick extruded PVC profile in white, black or silver. Suitable brackets must be added to each panel to attach it to a work surface and are priced separately. Please specify at time of ordering.



Product	Code
Straight screen, 350mm high.	
585mm wide	LOOP-ST-0635R
785mm wide	LOOP-ST-0835R

Straight screen, 380mm high.	
785mm wide	LOOP-ST-0838R
800mm wide	LOOP-ST-0838
985mm wide	LOOP-ST-1038R
1000mm wide	LOOP-ST-1038
1185mm wide	LOOP-ST-1238R
1200mm wide	LOOP-ST-1238
1385mm wide	LOOP-ST-1438R
1400mm wide	LOOP-ST-1438
1585mm wide	LOOP-ST-1638R
1600mm wide	LOOP-ST-1638
1785mm wide	LOOP-ST-1838R
1800mm wide	LOOP-ST-1838

Product	Code
Wave screen, 350mm high.	
585mm wide	LOOP-WV-0635R
785mm wide	LOOP-WV-0835R

Wave screen, 380mm high.	
785mm wide	LOOP-WV-0838R
800mm wide	LOOP-WV-0838
985mm wide	LOOP-WV-1038R
1000mm wide	LOOP-WV-1038
1185mm wide	LOOP-WV-1238R
1200mm wide	LOOP-WV-1238
1385mm wide	LOOP-WV-1438R
1400mm wide	LOOP-WV-1438
1585mm wide	LOOP-WV-1638R
1600mm wide	LOOP-WV-1638
1785mm wide	LOOP-WV-1838R
1800mm wide	LOOP-WV-1838

Please state profile in white, black or silver when ordering. If you are not certain which bracket is appropriate for your usage, please contact our Sales Office. Pinnable options are also available: POA.



Product	Code
Toolrail accessories.	
1 accessory rail 600 wide	AR8
accessory rail 800 wide	AR10
accessory rail 1000 wide	AR12
accessory rail 1200 wide	AR14
accessory rail 1400 wide	AR16
accessory rail 1600 wide	AR18
2 A4 letter tray	LTA4
A3 letter tray	LTA3
3 pencil pot	PP
4 phone holder	PH
5 name holder	NH
6 trinket pot	TP



Product	Code
Screen brackets. (Two brackets required per screen)	
7 Desk spine screen bracket (each)	SBKT-01
7 Desk spine and return screen bracket - Aston Desking	SBKT-01
8 New Bench Lite desk & bench end of run return screen bracket (each)	SBKT-03
Magnus desk and bench mid run side screen bracket (each)	SBKT-05
9 Back to back benching screen bracket (each)	SBKT-37
10 New Bench Lite benching divider screen bracket (pair)	NBLBDSB
11 New Bench Lite desk divider screen bracket (pair)	NBLDDSB

Tool rail accessories and screen brackets are available in white, silver or black. These should be included at point of order.

Wedge.



This clever design slots into place to form distinct working areas.

Designed to push onto 25mm desktops, Wedge is easy to reposition with no brackets required. Fabric covered to complement your interior.

Product	Code	W mm	D mm
Wedge screen.			
	W/340.07NOTRIM	700	340



Trio desk screen.



Product	Code	W mm	D mm
Trio straight desk-mounted fabric screen.			
Trim is available in white, silver or black.			
	350mm high.		
	to fit 570mm deep benching top	TRIO-T1-0635R	585 30
	to fit 770mm deep benching top	TRIO-T1-0835R	785 30
	380mm high.		
	to fit 800mm top	TRIO-T1-0838R	785 30
	to fit 800mm top	TRIO-T1-0838	800 30
	to fit 1000mm top	TRIO-T1-1038R	985 30
	to fit 1000mm top	TRIO-T1-1038	1000 30
	to fit 1200mm top	TRIO-T1-1238R	1185 30
	to fit 1200mm top	TRIO-T1-1238	1200 30
	to fit 1400mm top	TRIO-T1-1438R	1385 30
	to fit 1400mm top	TRIO-T1-1438	1400 30
	to fit 1600mm top	TRIO-T1-1638R	1585 30
	to fit 1600mm top	TRIO-T1-1638	1600 30
	to fit 1800mm top	TRIO-T1-1838R	1785 30
	to fit 1800mm top	TRIO-T1-1838	1800 30

Trio wave desk-mounted screen.

Trim is available in white, silver or black.

	350mm high.		
	to fit 570mm deep benching top	TRIO-T5-0635R	585 30
	to fit 770mm deep benching top	TRIO-T5-0835R	785 30
	380 - 180mm high.		
	to fit 800mm top	TRIO-T5-0838R	785 30
	to fit 800mm top	TRIO-T5-0838	800 30
	to fit 1000mm top	TRIO-T5-1038R	985 30
	to fit 1000mm top	TRIO-T5-1038	1000 30
	to fit 1200mm top	TRIO-T5-1238R	1185 30
	to fit 1200mm top	TRIO-T5-1238	1200 30
	to fit 1400mm top	TRIO-T5-1438R	1385 30
	to fit 1400mm top	TRIO-T5-1438	1400 30
	to fit 1600mm top	TRIO-T5-1638R	1585 30
	to fit 1600mm top	TRIO-T5-1638	1600 30
	to fit 1800mm top	TRIO-T5-1838R	1785 30
	to fit 1800mm top	TRIO-T5-1838	1800 30

Product	Code	Product	Code
Screen brackets.			
Desk spine screen bracket (each)	SBKT-01	Linking accessories (each).	
New Bench Lite desk & bench end of run return screen bracket (each)	SBKT-03	Return screen link kit	SA-LINK-KIT
Back to back benching screen bracket (each)	SBKT-37	90° Linking post	LINK-POST-0380
Mid-run return front screen bracket	SBKT-50	120° Linking post	LINK-120D-0380
Magnus end of run return screen bracket (each)	SBKT-01	90° linking post includes 2 linking strips which double as infill strips when only linking 2 or 3 screen together. 120° linking post includes 1 linking strip which doubles as infill strip when only linking 2 screens.	
Magnus Bench end leg bracket	SBKT-100		
Magnus Bench inter leg bracket	SBKT-101		

Tool rail accessories and screen brackets are available in white, silver or black. These should be included at point of order.

Product	Code	W mm	D mm
Trio half-glazed desk-mounted screen.			
Trim is available in white, silver or black.			
	350mm high.		
	to fit 570mm deep benching top	TRIO-T3-0635R	585 30
	to fit 770mm deep benching top	TRIO-T3-0835R	785 30
	380mm high.		
	to fit 800mm top	TRIO-T3-0838R	785 30
	to fit 800mm top	TRIO-T3-0838	800 30
	to fit 1000mm top	TRIO-T3-1038R	985 30
	to fit 1000mm top	TRIO-T3-1038	1000 30
	to fit 1200mm top	TRIO-T3-1238R	1185 30
	to fit 1200mm top	TRIO-T3-1238	1200 30
	to fit 1400mm top	TRIO-T3-1438R	1385 30
	to fit 1400mm top	TRIO-T3-1438	1400 30
	to fit 1600mm top	TRIO-T3-1638R	1585 30
	to fit 1600mm top	TRIO-T3-1638	1600 30
	to fit 1800mm top	TRIO-T3-1838R	1785 30
	to fit 1800mm top	TRIO-T3-1838	1800 30




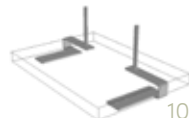

Cosy desk screen.



Product	Code	W mm	D mm
Rectangular fabric screen.			
	350mm high		
	to fit 570mm deep benching top	COSY-T1-0635R	585 25
	to fit 770mm deep benching top	COSY-T1-0835R	785 25
	380mm high		
	to fit 800mm top	COSY-T1-0838	800 25
	to fit 1000mm top	COSY-T1-1038	1000 25
	to fit 1200mm top	COSY-T1-1238	1200 25
	to fit 1400mm top	COSY-T1-1438	1400 25
	to fit 1600mm top	COSY-T1-1638	1600 25
	to fit 1800mm top	COSY-T1-1838	1800 25
	to fit 2000mm top	COSY-T1-2038	2000 25

Only available in Camira Blazer Lite. Screen brackets are available in white, silver or black. These should be included at point of order.



				
7	8	9	10	11
Product	Code			
Screen brackets. (Two brackets required per screen)				
7 Desk spine screen bracket (each)	SBKT-01			
7 Desk spine and return screen bracket - Aston Desking	SBKT-01			
8 New Bench Lite desk & bench end of run return screen bracket (each)	SBKT-03			
9 Back to back benching screen bracket (each)	SBKT-37			
10 New Bench Lite benching divider screen bracket (pair)	NBLBDSB			
11 New Bench Lite desk divider screen bracket (pair)	NBLDDSB			

Tool rail accessories and screen brackets are available in white, silver or black. These should be included at point of order.

Aero quadrilateral desk screen.



A fully upholstered, fabric covered frameless screen, blending innovation and contemporary styling.



Product	Code	W mm	D mm
---------	------	------	------

Framed fabric screen, 120mm drop top profile.



350 - 90mm high.			
to fit 570mm deep top	AERO-QUAD-0635R	585	27
to fit 770mm deep top	AERO-QUAD-0835R	785	27

380 -120mm high.			
to fit 800mm top	AERO-QUAD-0838R	785	27
to fit 800mm top	AERO-QUAD-0838	800	27
to fit 1000mm top	AERO-QUAD-1038R	985	27
to fit 1000mm top	AERO-QUAD-1038	1000	27
to fit 1200mm top	AERO-QUAD-1238R	1185	27
to fit 1200mm top	AERO-QUAD-1238	1200	27
to fit 1400mm top	AERO-QUAD-1438R	1385	27
to fit 1400mm top	AERO-QUAD-1438	1400	27
to fit 1600mm top	AERO-QUAD-1638R	1585	27
to fit 1600mm top	AERO-QUAD-1638	1600	27
to fit 1800mm top	AERO-QUAD-1838R	1785	27
to fit 1800mm top	AERO-QUAD-1838	1800	27



Product	Code
Screen brackets. (Two brackets required per screen)	
7 Desk spine screen bracket (each)	SBKT-01
7 Desk spine and return screen bracket - Aston Desking	SBKT-01
8 New Bench Lite desk & bench end of run return screen bracket (each)	SBKT-03
Magnus desk and bench mid run side screen bracket (each)	SBKT-05
9 Back to back benching screen bracket (each)	SBKT-37
10 New Bench Lite benching divider screen bracket (pair)	NBLDBSB
11 New Bench Lite desk divider screen bracket (pair)	NBLDDSB

Tool rail accessories and screen brackets are available in white, silver or black. These should be included at point of order.


Halo desk screen.



A desk-mounted screen, framed on all four sides, with a lightly proportioned aluminium extrusion.

Product	Code	W mm	D mm
---------	------	------	------

Framed fabric screen. (Trim is available in white, silver or black).



350mm high.			
to fit 570mm deep benching top	HALO-T1-0635R	585	30
to fit 770mm deep benching top	HALO-T1-0835R	785	30
380mm high.			
to fit 800mm top	HALO-T1-0838R	785	30
to fit 800mm top	HALO-T1-0838	800	30
to fit 1000mm top	HALO-T1-1038R	985	30
to fit 1000mm top	HALO-T1-1038	1000	30
to fit 1200mm top	HALO-T1-1238R	1185	30
to fit 1200mm top	HALO-T1-1238	1200	30
to fit 1400mm top	HALO-T1-1438R	1385	30
to fit 1400mm top	HALO-T1-1438	1400	30
to fit 1600mm top	HALO-T1-1638R	1585	30
to fit 1600mm top	HALO-T1-1638	1600	30
to fit 1800mm top	HALO-T1-1838R	1785	30
to fit 1800mm top	HALO-T1-1838	1800	30

Framed glazed screen. (Trim is available in white, silver or black).




350mm high.			
to fit 570mm deep benching top	HALO-T3-0635R	585	30
to fit 770mm deep benching top	HALO-T3-0835R	785	30
380mm high.			
to fit 800mm top	HALO-T3-0838R	785	30
to fit 800mm top	HALO-T3-0838	800	30
to fit 1000mm top	HALO-T3-1038R	985	30
to fit 1000mm top	HALO-T3-1038	1000	30
to fit 1200mm top	HALO-T3-1238R	1185	30
to fit 1200mm top	HALO-T3-1238	1200	30
to fit 1400mm top	HALO-T3-1438R	1385	30
to fit 1400mm top	HALO-T3-1438	1400	30
to fit 1600mm top	HALO-T3-1638R	1585	30
to fit 1600mm top	HALO-T3-1638	1600	30
to fit 1800mm top	HALO-T3-1838R	1785	30
to fit 1800mm top	HALO-T3-1838	1800	30

Product	Code	Product	Code
Screen brackets.		Linking accessories (each).	
Spine & return screen bracket (pair) Aston/Dali/Magnus	SBKT-10	Return screen link kit	SA-LINK-KIT
Back to back benching screen plate (each)	SBKT-16	90° Linking post	LINK-POST-0380
Back to back benching screen track insert (each)	SBKT-72	120° Linking post	LINK-120D-0380
(SBKT-16 & SBKT-72 should be ordered together to create a single bracket)		90° linking post includes 2 linking strips which double as infill strips when only linking 2 or 3 screen together. 120° linking post includes 1 linking strip which doubles as infill strip when only linking 2 screens.	
Mid-run return front screen (each)	SBKT-50		
New Bench Lite Desk & Bench side return screen bracket (each)	SBKT-54		
Magnus Bench end leg bracket (each)	SBKT-100		
Magnus Bench inter leg bracket (each)	SBKT-101		

Tool rail accessories and screen brackets are available in white, silver or black. These should be included at point of order.

Toolrail and blade accessories.



Toolrail and blade screen combination.

To order, add toolrail code to blade code e.g.: E2A-T1-1600 + E2A-T2-1238 electric blue. Metalwork is available in white, silver, black, graphite as standard, or any RAL colour as a special – please contact us for price. Brackets are ordered separately – please see below.



Product	Code	W mm	D mm	H mm
Desk-mounted toolrail.	E2A-T1-0800	800	30	165
	E2A-T1-1000	1000	30	165
	E2A-T1-1200	1200	30	165
	E2A-T1-1400	1400	30	165
	E2A-T1-1600	1600	30	165
	E2A-T1-1800	1800	30	165

Product	Code	W mm	D mm	Code	W mm	D mm
	Perspex blade screen, 280mm high.			Perspex blade screen, 380mm high.		
	E2A-T2-0828	800	5	E2A-T2-0838	800	5
	E2A-T2-1028	1000	5	E2A-T2-1038	1000	5
	E2A-T2-1228	1200	5	E2A-T2-1238	1200	5
	E2A-T2-1428	1400	5	E2A-T2-1438	1400	5
	E2A-T2-1628	1600	5	E2A-T2-1638	1600	5
	E2A-T2-1828	1800	5	E2A-T2-1838	1800	5

Please specify screen brackets. Perspex blades are supplied in a frosted finish in a choice of slate grey, electric blue, chilli red, glacier green, polar white and aurora violet.

Product	Code	Product	Code
Toolrail accessories.		Screen brackets (per pair).	
A4 letter tray (landscape)	SA-A4LT	for Toolrail/Trio/Halo – single desk	SBKT-10
A3 letter tray (landscape)	SA-A3LT	Back to back benching screen plate (each)	SBKT-16
pencil pot	SA-PEPT	Back to back benching screen track insert (each)	SBKT-72
phone holder	SA-PHLD	(SBKT-16 & SBKT-72 should be ordered together to create a single bracket)	
name holder	SA-NHLD		
trinket pot	SA-TRPT		

Zone floor-standing screens.

Zone’s clean, crisp, angular design has been designed to reflect the latest trends in office furniture.

The use of intelligently designed aluminium extrusions ensures that Zone screens will integrate with the Trio and Halo ranges of desktop screens which, in turn, integrate seamlessly with many desk frames. Zone screens are pinnable as standard.



Trim is available in white, silver or black. Please specify at point of order.

Code	W mm	H mm
Aluminium toprail screen.		
ZONE-T1-0810	800	1071
ZONE-T1-1010	1000	1071
ZONE-T1-1210	1200	1071
ZONE-T1-1410	1400	1071
ZONE-T1-1610	1600	1071
ZONE-T1-1810	1800	1071
ZONE-T1-0812	800	1200
ZONE-T1-1012	1000	1200
ZONE-T1-1212	1200	1200
ZONE-T1-1412	1400	1200
ZONE-T1-1612	1600	1200
ZONE-T1-1812	1800	1200
ZONE-T1-0815	800	1500
ZONE-T1-1015	1000	1500
ZONE-T1-1215	1200	1500
ZONE-T1-1415	1400	1500
ZONE-T1-1615	1600	1500
ZONE-T1-1815	1800	1500
ZONE-T1-0818	800	1800
ZONE-T1-1018	1000	1800
ZONE-T1-1218	1200	1800
ZONE-T1-1418	1400	1800
ZONE-T1-1618	1600	1800

Screens require feet for stability.

Part Glazed Acrylic colours.



Please note that these colours are indicative only, and may vary during the printing process. Sample swatches should be requested before ordering. The colours and codes shown are satin finish on both sides.



Trim is available in white, silver or black. Please specify at point of order.

Code	W mm	H mm
Part glazed screen.		
ZONE-T3-0810	800	1071
ZONE-T3-1010	1000	1071
ZONE-T3-1210	1200	1071
ZONE-T3-1410	1400	1071
ZONE-T3-1610	1600	1071
ZONE-T3-1810	1800	1071
ZONE-T3-0812	800	1200
ZONE-T3-1012	1000	1200
ZONE-T3-1212	1200	1200
ZONE-T3-1412	1400	1200
ZONE-T3-1612	1600	1200
ZONE-T3-1812	1800	1200
ZONE-T3-0815	800	1500
ZONE-T3-1015	1000	1500
ZONE-T3-1215	1200	1500
ZONE-T3-1415	1400	1500
ZONE-T3-1615	1600	1500
ZONE-T3-1815	1800	1500
ZONE-T3-0818	800	1800
ZONE-T3-1018	1000	1800
ZONE-T3-1218	1200	1800
ZONE-T3-1418	1400	1800
ZONE-T3-1618	1600	1800
ZONE-T3-1818	1800	1800

Screens require feet for stability.



Fabrics: please refer to manufacturer warranty



Code	W mm	H mm
Wave PVC top screen.		
ZONE-T5-0812	800	1071-1200
ZONE-T5-1012	1000	1071-1200
ZONE-T5-1212	1200	1071-1200
ZONE-T5-1412	1400	1071-1200
ZONE-T5-1612	1600	1071-1200
ZONE-T5-1812	1800	1071-1200
ZONE-T5-0815	800	1200-1500
ZONE-T5-1015	1000	1200-1500
ZONE-T5-1215	1200	1200-1500
ZONE-T5-1415	1400	1200-1500
ZONE-T5-1615	1600	1200-1500
ZONE-T5-1815	1800	1200-1500

ZONE-T5-0818	800	1500-1800
ZONE-T5-1018	1000	1500-1800
ZONE-T5-1218	1200	1500-1800
ZONE-T5-1418	1400	1500-1800
ZONE-T5-1618	1600	1500-1800

Screens require feet for stability.
Other shapes and styles are available.

Trim and feet are available in white, silver or black.
Please specify at point of order.



Product	Code
Linking strips - 90°.	
for 1071H mm screens	LINK-POST-1071
for 1200H mm screens	LINK-POST-1200
for 1500H mm screens	LINK-POST-1500
for 1800H mm screens	LINK-POST-1800

Linking strips - 120°.	
for 1071H mm screens	LINK-120D-1071
for 1200H mm screens	LINK-120D-1200
for 1500H mm screens	LINK-120D-1500
for 1800H mm screens	LINK-120D-1800

Aluminium linking posts enable multi-way linking of screens.
90 degree linking post includes 2 linking strips which double as infill strips when only linking 2 or 3 screens together.
120 degree linking post includes 1 linking strip which doubles as infill strip when only linking 2 screens.



Feet.	
Flat Delta Foot	SBKT-91
Flat T Foot	SBKT-92

Fluid-ity focus

Product	Code	W mm	D mm	H mm
1 single curved desk pod	BN01	1410	1110	1100/1400
2 four desk curved pod	BN02	1638	3851	1100/1400
3 two desk curved pod	BN03	2605	2555	1100/1400
4 three desk curved pod	BN06	2405	1800	1100/1400
5 single desk triangular pod	BN07	1930	1820	1100/1400
6 single desk rectangular pod	C09	1400	1400	1100/1400
7 eight desk back-to-back rectangular pod	C016	5600	2800	1100/1400
8 single curved ellipse desk pod	SB1	1200	1000	1100/1400
9 single deep curved ellipse desk pod	SB3	1400	1600	1100/1400
10 single desk radius rectangular pod	WB1	1700	1200	1100/1400
11 two desk soft rectangular pod with screen	WB3	1700	2400	1100
12 four desk soft rectangular pod with screen	WB4	3400	2400	1100

Private areas can be created through a number of different set-ups.

10 YEAR
WARRANTY



Fabrics: please refer to manufacturer warranty





Fluid-ity team

Our flexible furniture solutions provide modern aesthetics with integrated communication and media connectivity to encourage group collaboration.

10 YEAR
WARRANTY



Fabrics: please refer to manufacturer warranty

Product	Code	W mm	D mm	H mm
1 three rectangular desks, four screens	BN08	8491	2540	1100/1400
2 triangular table, enclosed pod	BN04	3520	2900	1400
3 four circular tables, four soft square pods	BN05	4950	5000	1400
4 large round table, soft square pod	ME3	2500	2500	1400/1800
5 large round table, two opening tall circular pod	ME27	3000	3000	2100*
6 wedge table, curved rear screen*	MU1	2800	1655	1400
7 round linked table, square pod*	MU5	2800	2510	1400

Lids and lighting available - POA. *Supplied with halo support (200mm tall - overall height = 2300mm)



1



2



3



4



5



6



7

Fluid-ity wall



Fluid-ity screens provide provision for resource isolation, creating a sound reduction shield for shared resources, such as printers and storage.


Product	Code	W mm	D mm	H mm
1 600mm wide wall section	UT1	600	50	1400/1800
2 low curved pod	PH1*	1110	1110	700
3 high curved pod	PB1*	1110	1110	2100

* Left hand and right hand versions available – please specify at the time of ordering.
Please specify top finish on order. See finishes page for MFC options.



Accessories.

Product	
12 Puma - Panel	Available with a variety of options including: power, USB charge and HDMI. Limited availability on curved panels.
13 Pixel - Panel	Provides one power socket and one USB charge. Limited availability on curved panels. Also available in desktops.
14 Pluto - Desktop	Available with a variety of options including power and USB charge.
15 Cableport - Panel	Double-sided for cable management. Limited availability on curved panels.
16 Aircharge - Desktop	Wireless charging point.





InnoPod.

A flexible mobile workspace perfect for creating a private area exactly where you need it.

Away from all the hubbub of the office, InnoPod creates an excellent barrier against acoustic and visual distractions. Available in two sizes taking up only about one square meter, the InnoPod is perfect for any open plan work area or breakout. Contact our sales team for fabric and top options.

Standard fabric finishes available for INNOPOD are Hush or Chili, from the Gabriel range of 100% post consumer, flame retardant polyester.

Alternative fabrics are available as POA.

Product		Code	W mm	D mm	H mm
InnoPod with desktop.					
	Includes 810 x 490mm desktop. Desktop can be set at desk or poseur height.	INP-SM	1300	950	2050
InnoPod Big with tabletop.					
	Includes 801 x 1180mm tabletop Tabletop can be set at desk or poseur height.	INP-BG	1950	950	2050




Hoozone meeting pod.

Hoozeone is ideal for incorporating a quiet space in collaborative areas.

It's the perfect place for an employee to make a discreet call and, with a generous work shelf, it can accommodate extended periods of individual working and focus away from the distractions of the wider work area.

Retail price does not include delivery and installation. These services are priced separately based on quantity and location.

Product	Code	W mm	D mm	H mm	
Telephone Pod White configuration.					
	<p>Includes:</p> <p>Ceiling with LED spot light PIR controlled.</p> <p>Back and side walls in sound absorbing fabric panels.</p> <p>1 x clear glazed hinged door with double-sided magnetic pull handle.</p> <p>Black MFC floor and carpet tile included.</p>	HZPB1	1000	1000	2100

Options

- air circulation unit
- side shelf
- Port-el 1power/1 smart charge
- Manifest stripe



Telephone pod.


The Telephone Pod provides acoustic privacy for employees in today's open plan workspace.

It's the perfect place for an employee to make a discreet call and, with a generous work shelf, it can accommodate extended periods of individual working and focus away from the distractions of the wider work area.

Retail price does not include delivery and installation. These services are priced separately based on quantity and location.

Product	Code	W mm	D mm	H mm
---------	------	------	------	------


Telephone Pod White configuration.

	White relief outer panels 2x Camira Synergy acoustic panels Floor levelling plinth Latch handle Black powder coated frame and handle RAL 9005 LED light bars to ceiling Concealed airflow unit D200mm White work table Phase unit: 1x power + twin USB charge PIR motion/occupancy sensor DDA compliant manifestations 8mm glass door with brush seal	TP4-WC	1020	950	2250
------------------------------------------------------------------------------------	----------------------------------------------------------------------------------------------------------------------------------------------------------------------------------------------------------------------------------------------------------------------------------------------------------------------------------------------------------------------------------------	--------	------	-----	------




Product	Code	W mm	D mm	H mm
---------	------	------	------	------


Telephone Pod Lite configuration.

	Oak fluted outer panels 2x Camira Lucia acoustic panels Floor levelling plinth Latch handle Satin Silver powder coated frame and handle LED down light D200mm White work table with curved oak edging PIR motion/occupancy sensor DDA compliant manifestations 8mm glass door with brush seal	TP4-LC	1020	950	2250
-------------------------------------------------------------------------------------	--------------------------------------------------------------------------------------------------------------------------------------------------------------------------------------------------------------------------------------------------------------------------------------------------------------------------	--------	------	-----	------


Telephone Pod Black configuration.

	Black fluted outer panels 2x Kvadrat Remix acoustic panels Floor levelling plinth Latch handle Black powder coated frame and handle Black RAL 9005 LED light bars to ceiling Concealed airflow unit D200mm Black work table Phase unit: 1x power + twin USB charge PIR motion/occupancy sensor DDA compliant manifestations 8mm glass door with brush seal	TP4-BC	1020	950	2250
--------------------------------------------------------------------------------------	---------------------------------------------------------------------------------------------------------------------------------------------------------------------------------------------------------------------------------------------------------------------------------------------------------------------------------------------------------------------------------------------	--------	------	-----	------

Telephone Pod Focus configuration.

	Oak relief outer panels 2x Camira Synergy acoustic panels Floor levelling plinth Latch handle Powder coated frame and handle - White RAL 9003 LED light bars to ceiling Changing colour occupancy phone logo - RGB LED Concealed airflow unit D285mm White work table with curved oak edging Phase unit: 1x power + twin USB charge PIR motion/occupancy sensor DDA compliant manifestations 8mm glass door with brush seal	TP4-FC	1020	950	2250
---------------------------------------------------------------------------------------	-----------------------------------------------------------------------------------------------------------------------------------------------------------------------------------------------------------------------------------------------------------------------------------------------------------------------------------------------------------------------------------------------------------------------------------------------------------------	--------	------	-----	------

Telephone Pod Classic configuration.


	Oak relief outer panels 2x Kvadrat Remix acoustic panels Floor levelling plinth Latch handle Powder coated frame and handle Anthracite RAL 7016 LED light bars to ceiling Changing colour occupancy phone logo - RGB LED Concealed airflow unit D200mm White work table with curved oak edging Phase unit: 1x power + twin USB charge PIR motion/occupancy sensor DDA compliant manifestations 8mm glass door with brush seal	TP4-CC	1020	950	2250
---------------------------------------------------------------------------------------	-------------------------------------------------------------------------------------------------------------------------------------------------------------------------------------------------------------------------------------------------------------------------------------------------------------------------------------------------------------------------------------------------------------------------------------------------------------------	--------	------	-----	------

Acoustic performance is maximised when the pods are positioned on a carpeted surface. Other configurations are available. Contact us for details.

On the QT.

A soft intuitive space to connect in privacy, carry out focused work or to simply think for a while.

The internal angled face bounces any reflected sound down and away, minimising audible reverb, while the angled wall offers enhanced acoustic privacy by exploiting the air gap between booths.



Product		Code	W mm	D mm	H mm
Short Angled Phonebooth.					
1	left hand opening, supplied empty	QT01	1000	1200	1900
2	right hand opening, supplied empty	QT02			
Seat unit for short phonebooth.					
1	for left opening unit (QT01)	QTF01	885	625	825
2	for right opening unit (QT02)	QTF02	885	625	825
Tall Angled Phonebooth.					
3	left hand opening, supplied empty	QT03	1000	1200	2200
4	right hand opening, supplied empty	QT04	1000	1200	2200

Acoustic performance is maximised when the pods are positioned on a carpeted surface.
Contact our sales team for fabric options.
Other configurations are available. Contact us for details.

Retail price does not include delivery and installation. These services are priced separately based on quantity and location.



Sustainable upholstery.

Contributing positively through fabric choices.

To meet demand, some manufacturers rely on virgin synthetic materials that are cheap and quick to produce which often take decades to biodegrade. With textiles making up over seven per cent of solid waste in landfills, it's time to take a closer look at our upholstery choices.

Southerns Broadstock Interiors is proud to work with trusted fabrics partners to deliver our customers bespoke solutions with sustainability in mind.

Whenever possible, we recommend fabrics that are made from recycled or natural materials to reduce environmental impact.

By promoting sustainable fabrics, Southern Broadstock Interiors are contributing to the reduction of waste, water conservation, lower carbon emissions, and soil regeneration while helping our customers meet their net-zero targets.

The benefits of using sustainable fabrics:

Eco-friendly.

Reduce the impact of your seating on the environment.

Biodegradable.

At the end of the product's life-cycle it won't sit in landfills for years.

Locally sourced.

Best fibres can be grown and manufactured in the UK reducing their carbon footprint.

Comfort.

Sustainable fabrics have soft, flexible fibres making them comfortable and durable.

Naturally beautiful.

They come in a wide range of textures, colours and patterns.

Safer seating.

Higher natural fire retardency with a reduced need for harmful chemical treatments.

Fabrics

for seating & screens.

Our fabric portfolio has been curated for style, quality, durability and sustainability for a variety of environments and challenges.

Working closely with our supply chain, we offer fabric lines from Camira, Kvadrat, Panaz and more to ensure we keep in line with current trends and also support our supply chain partners to deliver expectations.

Due to the difficulties in reproduction of printed colours, please contact a sales team member if you require fabric or wood samples.

camira kvadrat

Panaz AGUA

inloom Gabriel

Sustainable.

Our innovative fabric partners have developed eco-conscious fabrics which help reduce the carbon footprint of our soft-furnishings. Southern's Broadstock Interiors are committed to meeting our own sustainability targets and to work with clients on their net-zero journey.

Durable.

Our durable fabrics improve the quality and longevity of our products. Resilient fabrics means that our seating and screen ranges look great without the need for regular upholstery repairs and even replacements.

Clean.

Our antimicrobial fabrics have been treated to keep microbes such as bacteria, fungi, and viruses from growing and multiplying within their fibres, making them ideal for the most demanding environments and in the most challenging times.

Safe.

Crib 5, also known as Ignition Source 5, refers to material or furniture that's been tested to pass UK Fire Regulations. Our fabrics meet or exceed the standards expected from contract furnishings.

Some of the intelligent fabrics we offer:



Camira Oceanic.

Created entirely from post-consumer recycled plastic – from discarded debris floating in our seas.



Kvadrat Hallingdal 65.

A classic wool and viscose blend with exceptional durability and a natural ability to regulate temperature and moisture.




Panaz Highland Plan BC.

A performance upholstery fabric designed for demanding environments. Durable, Crib 5 compliant, and easy to clean.



Agua Furnisoft Breathable V.

A breathable, waterproof, and antimicrobial vinyl designed for high-traffic environments. Combines hygiene with comfort for healthcare and hospitality use.



Inloom Jet Bioactive.

Engineered with antimicrobial properties to help inhibit bacteria and fungi. Ideal for hygiene-sensitive spaces requiring added protection.



Gabriel Medley.

Made from 100% post-consumer recycled polyester. Combines acoustic performance with sustainable credentials and contract-grade durability.

Fabric band guide.

This is just a selection of the cover options available. We are able to source alternative fabrics and vinyls, please contact the sales team for more information.

Screen Fabrics.

Band A.		Band B.		Band C.	
Manufacturer	Range	Manufacturer	Range	Manufacturer	Range
Camira	Cara	Camira	Lucia	Camira	Blazer Lite

Seating Fabrics.

Band A.					
Manufacturer	Range	Suitable for Soft Seating?	Manufacturer	Range	Suitable for Soft Seating?
Agua	Chea	No	Camira	Phoenix Home	No
Agua	Lavoro BC	Yes	Camira	Rivet	No
Agua	Task Crib 5 BC	No	Camira	Target	No
Camira	Advantage	Yes	Camira	Xtreme Plus	Sample
Camira	Citadel Roll	No	Gabriel	Chilli	Yes
Camira	Era	Yes	Inloom	Alba	Yes
Camira	Gravity	No	Inloom	Bondai	Sample
Camira	Phoenix	No	Inloom	Bondai Domestic	Sample

Band B.					
Manufacturer	Range	Suitable for Soft Seating?	Manufacturer	Range	Suitable for Soft Seating?
Agua	Libra BC / VT	Yes	Chieftain	Pasha	Yes
Agua	Lavoro Crib 5 BC	Sample	Chieftain	Just Colour V	Yes
Agua	Lavoro Crib 5 BC	Yes	Gabriel	Go Uni	Yes
Agua	Stol CRIB 5 V	Yes	Inloom	One	Sample
Camira	Aspect	Yes	Inloom	King Flex	Sample
Camira	Canopy	Sample	Inloom	Jet	Sample
Camira	Chateau	Sample	Macflex	Alvor	Sample
Camira	Main Line Plus	Yes	Macflex	Estoril	Sample
Camira	Manhattan	Yes	Macflex	Oporto	Sample
Camira	Patina	Sample	Panaz	Cadet V	Sample
Camira	Replay	Sample	Panaz	Marna BC	Yes
Camira	Sprint	Sample	Panaz	Ultimate Touch V	Yes
Camira	Urban	No	Panaz	Zest V	Yes
Camira	Vita Vinyl V	Yes	Spradling	Mardi Gras V	Yes
Camira	X2	Yes	Spradling	Valencia	Yes

Band C.

Manufacturer	Range	Suitable for Soft Seating?	Manufacturer	Range	Suitable for Soft Seating?
Abraham Moon	Basket	Yes	Chieftan	Multistretch V	Yes
Abraham Moon	Diamond	Yes	Chieftan	Ravel	Yes
Abraham Moon	Herringbone	Yes	Gabriel	Bond	Yes
Abraham Moon	Melton Wool – Earth	Yes	Gabriel	Connect	Yes
Abraham Moon	Parquet	Yes	Gabriel	Cura	Yes
Abraham Moon	Spectrum	Yes	Gabriel	Event	Yes
Agua	Alberta-Hyde V / FL	Yes	Gabriel	Felicity	Yes
Agua	Aries UV	Yes	Gabriel	Go Check	Yes
Agua	Aura UV Solids	Sample	Gabriel	Go Couture	Yes
Agua	Buro CRIB 5 BC	Yes	Gabriel	Medley	Yes
Agua	Cartella V	Yes	Gabriel	Repetto	Yes
Agua	Carmina BC / VT	Yes	Gabriel	Rondo	Yes
Agua	Cashmir	Yes	Gabriel	Tempt	Yes
Agua	Furnisoft Breathable V	Yes	Gabriel	Tonal	Sample
Agua	Fusion V	Yes	Inloom	Jeans	Yes
Agua	Juno BC/ VT	Yes	Inloom	Jet Bioactive	Sample
Agua	Lunar V	Yes	Inloom	Milano	Yes
Agua	Linetta BC	Yes	Inloom	Riva	Sample
Agua	NovaBC/ S	Yes	Inloom	Roccia	Yes
Agua	Oregon-Hyde BC / FL	Yes	Inloom	Sealife	Yes
Agua	Parody V	Sample	Kvadrat	Atlas	Yes
Agua	Parody Linen L	Sample	Kvadrat	Canvas 2	Yes
Agua	Sark BC / VT	Yes	Kvadrat	Remix 3	Yes
Agua	Taurus V	Yes	Macflex	Garbe	Sample
Agua	Tones	Yes	Macflex	Delta	Sample
Camira	Aquarius	Yes	Macflex	Portus	Sample
Camira	Blazer	Yes	Macflex	Savanna	Sample
Camira	Halcyon Aspen	Yes	Panaz	Altair	Yes
Camira	Halcyon Blossom	Yes	Panaz	Aston V	Sample
Camira	Halcyon Cedar	Yes	Panaz	Brookland	Sample
Camira	Hemp	Yes	Panaz	Eve	Sample
Camira	Hi-Tech	No	Panaz	Highland Plan BC	Yes
Camira	Mainline Flax	Yes	Panaz	Linear	Sample
Camira	Manila	Yes	Panaz	Luxe	Sample
Camira	Oceanic	Yes	Panaz	Soft Touch Pro V	Yes
Camira	Silk	Yes	Spradling	Avantgarde V	Yes
Camira	Synergy	Yes	Spradling	Chronos V	Yes
Camira	Sumi	Yes	Spradling	Hitch V	Yes
Camira	24/7 +	Sample	Vescom	Avon	Yes
Camira	24/7 Flax	Sample	Vescom	Dalma	Yes
Chieftan	Carousel V	Yes	Vescom	Norfolk	Yes
Chieftan	Lionella V	Yes			

Seating Fabrics Continued.

Band D.

Manufacturer	Range	Suitable for Soft Seating?
Abraham Moon	Billbury	Yes
Abraham Moon	Leno	Yes
Abraham Moon	Skye	Yes
Abraham Moon	Thorpe	Yes
Abraham Moon	Villa	Yes
Agua	Cord	Sample
Agua	Mystique	Yes
Agua	Pearl	Sample
Agua	The 7 Collection	Sample
Camira	Deca	Yes
Camira	Intervene Plain	Yes
Camira	Intervene Texture	Yes
Camira	Kyoto	Sample
Camira	Track	Yes
Gabriel	Atlantic	Yes
Gabriel	Just	Sample

Band E.

Manufacturer	Range	Suitable for Soft Seating?
Bute	Ramshead	Yes
Gabriel	Capture	Yes
Gabriel	Contour	Sample
Gabriel	Crisp	Yes
Gabriel	Europost	Yes
Gabriel	Fame	Yes
Gabriel	Fame Hybrid	Yes
Gabriel	Harmony	Yes

Band F.

Manufacturer	Range	Suitable for Soft Seating?
Bute	Mercury	Yes
Bute	Troon	Yes
Bute	Turnberry	Yes
Camira	Craggan Flax	Yes
Camira	Synergy Quilt	Yes
Camira	Yoredale	Yes
Gabriel	Breeze & Breeze Fusion	Yes
Gabriel	Criss Cross	Yes
Gabriel	Gaja Classic	Yes
Gabriel	Mood	Yes
Gabriel	Morph	Sample
Gabriel	Savoy VT	Yes
Kvadrat	Melange Nap	Yes

Manufacturer	Range	Suitable for Soft Seating?
Gabriel	Step	Yes
Gabriel	Step Melange	Yes
Inloom	Corte	Yes
Inloom	Spazio	Yes
Kvadrat	Clara 2	Yes
Kvadrat	Field 2	Sample
Panaz	Highland Print BC	Yes
Panaz	Kilda BC	Yes
Spradling	Dolce	Yes
Svensson	Hello	Yes
Svensson	Tone	Sample
Svensson	Urban	Sample
Vescom	Burton	Yes
Vescom	Harding	Yes
Vescom	Noss	Yes
Vescom	Wilson	Yes

Manufacturer	Range	Suitable for Soft Seating?
Gabriel	Luna 2	Yes
Gabriel	Passion	Yes
Gabriel	Select	Yes
Panaz	Allure	Yes
Panaz	Harvard BC	Yes
Svensson	Easy	Yes
Svensson	Khaki	Yes
Wildman & Bugby	Madras	Yes

Manufacturer	Range	Suitable for Soft Seating?
Panaz	Merlin VT	Sample
Svensson	Accessorie	Yes
Svensson	Be On	Yes
Svensson	Harper	Yes
Svensson	Heritage	Yes
Svensson	Semi	Yes
Svensson	Step	Yes
Ultra Fabrics	Brisa Original V / FL	Yes
Ultra Fabrics	Brisa Distressed V /FL	Yes
Ultra Fabrics	Brisa Fresco FL	Yes
Ultra Fabrics	Ultraleather Original FL	Yes
Ultra Fabrics	Ultraleather Tottori FL	Yes

Band G.

Manufacturer	Range	Suitable for Soft Seating?
Bute	Denim	Yes
Bute	Magic	Yes
Bute	Alchemy	Yes
Bute	Clan	Yes
Bute	Coast	Sample
Bute	Kin	Yes
Bute	Lewis	Yes
Bute	Mason	Yes
Bute	Melrose	Yes
Bute	Micro Boucle	Yes
Bute	Mineral	Yes
Bute	Tiree	Yes

Band H.

Manufacturer	Range	Suitable for Soft Seating?
Bute	Storr	Yes
Camira	Vintage L	Yes

Manufacturer	Range	Suitable for Soft Seating?
Bute	Tweed	Yes
Camira	Revolution	Yes
Kvadrat	Divina 3	Yes
Kvadrat	Divina Melange 3	Yes
Kvadrat	Fiord	Yes
Panaz	Imperial	Sample
Panaz	Jewel VT	Sample
Panaz	Merletto VT	Sample
Panaz	Paradiso VT	Sample
Svensson	Club	Yes
Svensson	Debut	Yes

Manufacturer	Range	Suitable for Soft Seating?
Gabriel	Luna Fleur 2	Yes
Kvadrat	Hallingdal 65	Yes

Suitable for Soft Seating?

Yes – Whilst we have worked closely with the individual fabric manufacturers and our supply chain to avoid any incompatibility for Soft Seating, there still may be instances where some products are unable to be upholstered in a particular fabric range / certain shades due to the manufacturing process or properties of the material.

Sample – We / our supply chain will sample the suitability of this material range upon request.

Key:

Vinyl – **V** Faux Leather – **FL** Leather – **L** Velvet – **VT** Backing Cloth – **BC**

Soft seating customisation.

Add inset power and data modules, scatter cushions or alternative legs to customise your soft seating.

Power & USB ports.

Integrated power and USB chargers can be added to meet essential workspace demands. These can feature in a wide selection of our soft seating range.

Product	Code
Power and USB ports.	
Single power socket	PW1
Single power socket and two USB charge	PW2
Single power and one Cat 6 data point	PW3
Single power and 2 Cat 6 data points	PW4



Cushions.

Mix & match sumptuously soft scatter cushions to add the finishing touches to any project. Expertly handmade, they are the ideal finishing touch to commercial furnishings.

Product	Code	W mm	D mm
Cushions.			
350mm square cushion	CU1	350	350
350mm square cushion with 60mm border	CU3	410	410
450mm square cushion	CU2	450	450
450mm square cushion with 60mm border	CU4	510	510



Leg options.

Soft seating can be designed with a number of leg options to suit the chosen seating.



CRM
Chrome Round



CRMTP
Chrome Tapered



WTL
Tapered Wood



WTRNL
Black Wood



EPCS
Silver Sled
(Serene & Unity)



WTLL
Angled Wood
(Poise)

Finishes

for desking, storage & tables.

We offer an extensive range of finishes across our desking, storage and table collection providing a choice to create a superb finish to your environment. Please note whilst every effort has been made to replicate the optional colour choice the printed examples shown will vary from the actual metal and wood finishes. Please contact our sales team for samples.



MFC finishes

See product pages for each range's MFC finish options.



BE Beech


MP Maple



VO Verade Oak



PC Portofino Cherry



WA Walnut




GR Light Grey



WH White

MDF finish. 25mm cut-back MDF tops available on select ranges.



ZWH White

Metal finishes. See product pages for each range's metal finish options.



SL Silver



BK Black



WH White

Key supply partner showcase.

MillerKnoll
AUTHORISED DEALER

MillerKnoll.

Innovative ways to improve the performance of customers' organisations has become Miller Knoll's hallmark. They place great importance on design, environment, community and well-being.



HermanMiller Knoll muuto O/I NaughtOne HAY

Key supply partner showcase.



Orangebox.

Orangebox deliver responsive, fully integrated services to customers wherever they are in the world and whichever product they specify.



Key supply partner showcase.

Humanscale®

Humanscale.

Performance-centric design is at the heart of Humanscale solutions. Their ergonomic products are designed for maximum comfort, a long serviceable life and a minimal environmental footprint.




Key supply partner showcase.

boss
design

Boss Design.

Boss Design products are at the cutting edge of design and feature first-class engineering and workmanship and incorporate only the finest materials and components.



Key supply partner showcase.

Ocee & Four.

Ocee & Four Design believe in the power of well-designed furniture to enhance the way people live, work, and interact. Welcome to a world where furniture isn't just functional—it's transformative.



Key supply partner showcase.

connection

Connection.

Innovative commercial furniture that adapts to the ever-changing ways in which people effectively work and learn. Allowing you to create space that works harder, smarter and altogether better.



Product index.

Accord.	Seating	136
Aero quadrilateral desk screen.	Screens & pods	194
Alpha.	Tables	98
Aston cantilever.	Seating	27
Aston panel end.	Seating	22
Attune.	Desking	178
Bistro tables.	Tables	80
Bowcliffe.	Seating	168
Bowcliffe breakout tables.	Tables	94
Bowcliffe meeting tables.	Tables	92
Bowcliffe poseur tables & stools.	Tables	96
Breeze.	Seating	132
Brunel tables.	Tables	78
Calculus.	Seating	130
Cosy desk screen.	Screens & pods	193
Crest.	Seating	134
Dali.	Tables	82
Desk accessories.	Desking	62
Delta	Seating	138
Dulo.	Seating	166
Education tables.	Tables	74
Encanto booths.	Seating	186
Encanto modular.	Seating	182
Encanto reception.	Seating	180
Ergometrix.	Seating	140
Ergometrix Deluxe.	Seating	142
Figo.	Seating	174
Filo.	Seating	158
Fluid-ity focus.	Screens & pods	200
Fluid-ity team.	Screens & pods	202
Fluid-ity wall.	Screens & pods	204

Gem.	Seating	148
Halo desk screen.	Screens & pods	195
Height adjustable desks.	Desking	54
Hoozone meeting pod.	Screens & pods	207
Hydro.	Seating	144
InnoPod.	Screens & pods	208
Josh.	Seating	170
Juno.	Seating	172
Kontrax cupboards.	Storage	116
Kontrax lockers.	Storage	122
Kontrax side tambours.	Storage	118
Laptop tables.	Tables	102
Lockers.	Storage	112
Loop.	Screens & pods	190
MFC side tambour & steel Kontrax storage Internals	Storage	120
Moda steel pedestals.	Storage	106
Neon.	Seating	152
Nero.	Tables	90
New Ali.	Seating	156
New bench lite.	Desking	30
Noshi.	Seating	150
On the QT.	Screens & pods	212
Patina.	Seating	160
Reef.	Seating	162

Salò.	Seating	154
Seminar tables.	Tables	76
Serene.	Seating	176
Sssh.	Seating	167
Standard pedestals.	Storage	107
Standard storage.	Storage	108
Standard tambours.	Storage	110
Steel pedestals.	Storage	114
Tamar tilt-top tables.	Tables	84
Telephone pod.	Screens & pods	208
Toolrail and blade accessories.	Screens & pods	196
Torino.	Desking	48
Trio desk screen.	Screens & pods	192
Truro.	Tables	88
Vee flip-top.	Tables	86
Wedge.	Screens & pods	191
Zone floor-standing screens.	Screens & pods	198

Furnishing environments to flourish.

Southerns Broadstock Interiors.

Unit 1 Easter Park
Wingates Industrial Estate
Bolton BL5 3XU

T: 01204 691 008

E: info@southernsbroadstock.co.uk



AN **ocee** INTERNATIONAL COMPANY